

---

---

# U. S. SECURITIES AND EXCHANGE COMMISSION

Washington, D.C. 20549

---

## FORM 10-K

**Annual Report Pursuant to Section 13 or 15(d) of the Securities Exchange Act of 1934 for the fiscal year ended December 31, 2007**

or

**Transition Report Pursuant to Section 13 or 15(d) of the Securities Exchange Act of 1934**

Commission File No. 0-7099

---

# CECO ENVIRONMENTAL CORP.

(Exact Name of Registrant as Specified in Its Charter)

Delaware  
(State or Other Jurisdiction  
of Incorporation or Organization)

13-2566064  
(I.R.S. Employer Identification No.)

3120 Forrer Street Cincinnati, Ohio  
(Address of Principal Executive Offices)

45209  
(Zip Code)

(513) 458-2600

Registrant's Telephone Number, Including Area Code

### Securities registered under Section 12(b) of the Act:

Title of Each Class	Name of Each Exchange on Which Registered
Common Stock, \$0.01 par value per share	The NASDAQ Stock Market LLC

Securities registered under Section 12(g) of the Act: None

Indicate by check mark if the registrant is a well-known seasoned issuer, as defined in Rule 405 of the Securities Act. Yes  No

Indicate by check mark if the registrant is not required to file reports pursuant to Section 13 or Section 15(d) of the Act. Yes  No

Indicate by check mark whether the Registrant: (1) has filed all reports required to be filed by Section 13 or 15(d) of the Securities Exchange Act during the preceding 12 months (or for such shorter period that the Registrant was required to file such reports), and (2) has been subject to such filing requirements for the past 90 days. Yes  No

Indicate by check mark if disclosure of delinquent filers pursuant to Item 405 of Regulation S-K is not contained herein, and will not be contained, to the best of Registrant's knowledge, in definitive proxy or information statements incorporated by reference in Part III of this Form 10-K or any amendment to this Form 10-K.

Indicate by check mark whether the Registrant is a large accelerated filer, an accelerated filer, a non-accelerated filer or a smaller reporting company.

Large Accelerated Filer  Accelerated Filer  Non-Accelerated Filer  Smaller reporting company

Indicate by check mark whether the Registrant is a shell company (as defined in Rule 12b-2 of the Exchange Act). Yes  No

Aggregate market value of common stock held by non-affiliates of Registrant computed based on the closing sale price as of the last business day of Registrant's most recently completed second fiscal quarter (June 30, 2007): \$105,720,422

The number of shares outstanding of each of the issuer's classes of common equity, as of the latest practical date: 14,900,452 shares of common stock, par value \$0.01 per share, as of March 10, 2008.

### Documents Incorporated by Reference

Portions of the definitive Proxy Statement to be delivered to stockholders in connection with the Annual Meeting of Shareholders to be held on May 21, 2008 are incorporated by reference into Part III.

---

---

**FORM 10-K**  
**TABLE OF CONTENTS**

<u>Item</u>	<u>Description</u>	<u>Page</u>
Item 1.	Business .....	2
Item 1A.	Risk Factors .....	16
Item 1B.	Unresolved Staff Comments .....	28
Item 2.	Properties .....	28
Item 3.	Legal Proceedings .....	29
Item 4.	Submission of Matters to a Vote of Security Holders .....	29
Item 5.	Market for the Registrant’s Common Equity, Related Shareholder Matters and Issuer Purchases of Equity Securities .....	30
Item 6.	Selected Financial Data .....	32
Item 7.	Management’s Discussion and Analysis of Financial Condition and Results of Operations ...	33
Item 7A.	Quantitative and Qualitative Disclosures about Market Risk .....	45
Item 8.	Financial Statements and Supplementary Data .....	46
Item 9.	Changes In and Disagreements with Accountants on Accounting and Financial Disclosure ...	46
Item 9A.	Controls and Procedures .....	46
Item 9B.	Other Information .....	54
Item 10.	Directors, Executive Officers and Corporate Governance .....	55
Item 11.	Executive Compensation .....	55
Item 12.	Security Ownership of Certain Beneficial Owners and Management and Related Stockholder Matters .....	55
Item 13.	Certain Relationships and Related Transactions, and Director Independence .....	
Item 14.	Principal Accounting Fees and Services .....	56
Item 15.	Exhibits, Financial Statement Schedules .....	56
Signatures	.....	60

## **CAUTIONARY NOTE REGARDING FORWARD-LOOKING STATEMENTS**

This Annual Report on Form 10-K includes forward-looking statements within the meaning of the Private Securities Litigation Reform Act of 1995. All statements other than statements of historical fact, including statements regarding industry prospects or future results of operations or financial position made in this Annual Report on Form 10-K are forward-looking. We use words such as believe, expect, anticipate, intends, estimate, forecast, project, should and similar expressions to identify forward-looking statements. Forward-looking statements are based on management's current expectations of our near-term results, based on current information available pertaining to us and are inherently uncertain. We wish to caution investors that any forward-looking statements made by or on our behalf are subject to uncertainties and other factors that could cause actual results to differ materially from such statements. These uncertainties and other risk factors include, but are not limited to: changing economic and political conditions in the United States and in other countries, governmental laws and regulations surrounding various matters such as environmental remediation, contract pricing, international trading restrictions, customer product acceptance, and continued access to capital markets, and foreign currency risks. These risks and uncertainties, as well as other risks and uncertainties that could cause our actual results to differ significantly from management's expectations, are described in greater detail in Item 1A, "Risk Factors", which describes some, but not all, of the factors that could cause actual results to differ significantly from management's expectations. New factors emerge from time to time and it is not possible for management to predict all such factors, nor can it assess the impact of each such factor on the business or the extent to which any factor, or a combination of factors, may cause actual results to differ materially from those contained in any forward-looking statements. We assume no obligation to update or revise any forward-looking statements made herein or any other forward-looking statements we make, whether as a result of new information, future events, or otherwise.

## PART I

### Item 1. *Business*

#### *General*

CECO Environmental Corp. (“CECO”) was incorporated in New York State in 1966 and reincorporated in Delaware in January 2002. We operate as a provider of air pollution control products and services through four principal product groups: our Contracting Group, which produces air pollution control and industrial ventilation systems, our Equipment Group, which produces various types of air pollution control equipment, our Parts Group, which manufactures products used by us and other air pollution control companies and contractors, and our Engineering Group, which provides industrial ventilation engineering and source emission testing services. It is through combining the efforts of some or all of these groups that we are able to offer complete turnkey systems to our customers and leverage the synergy between our family of companies.

Unless the context indicates otherwise, the terms “CECO”, “Company”, “we”, “us”, and “our”, as used herein refer to CECO Environmental Corp. and its subsidiaries.

Our business is characterized by the breadth and diversity of our product and service offerings, customer base, and end market applications. We market our products and services under multiple brands, including “Kirk & Blum”, “kbd/Technic”, “CECO Filters”, “Busch International”, “CECO Abatement Systems”, “CECOaire”, “K&B Duct”, “H.M. White”, “Effox”, “GMD Environmental”, and “FKI” to multiple end markets, a broad group of customers and for a wide range of applications.

We have created a family of companies, each playing a specialized role in the creation of clean air solutions. In December of 1999, we acquired Kirk & Blum, one of the largest sheet metal fabricators in the country. This major acquisition significantly changed our focus and capabilities by transforming the Company from a manufacturing operation to a full-service product, engineering and design service provider of air pollution control solutions. We have built upon this end-to-end platform strategy by broadening our offerings through both acquisitions and the creation of new service offerings. Recent developments include the following:

- Entered into a transition agreement in February 2006 with H.M. White, LLC and H.M. White Holdings of Detroit, Michigan to jointly participate in the acquisition of new business in the areas of industrial ventilation systems and sheet metal and paint finishing construction.
- Organized our marketing group CECO Energy Management Team (this is a marketing group that secures business for Kirk & Blum, H.M. White and kbd/Technic) in 2006 to assist customers in developing plant wide energy reduction strategies in addition to eliminating waste and raising the efficiency of ventilation systems.
- Acquired the assets of Effox, Inc., a leading producer of damper and expansion joints, on February 28, 2007 to continue the execution of our “horizontal integration” strategy, broadening our exposure to the multibillion-dollar energy, power and utility markets.
- Acquired the assets of GMD Environmental Technologies on October 31, 2007 to further expand our air pollution control capabilities to include Acid Gas Treatment, Hazardous Dust Conditioning and Off-Gas Cooling plus Solid Waste Recycling.
- Acquired on February 29, 2008, the assets of Fisher-Klosterman, Inc., or FKI, which produces air pollution and particulate recovery products in the fields of petroleum refinery, power production, petrochemicals, and manufacturing. The acquisition also expands our operations into China with FKI’s 40,000 square foot facility in Shanghai, China.

#### *Competitive Strengths*

*Leading Market Position as a Complete Solution Provider.* We believe we are the leading provider of complete turnkey solutions to the air pollution control and industrial ventilation industry and one of the largest

and most diversified turnkey solutions providers in North America. The multibillion-dollar global air pollution control market is highly fragmented with numerous small and regional contracting firms separately supplying engineering services, fabrication, installation, testing and monitoring, products and spare parts. Through the vertical integration of our family of companies we offer our customers a complete end-to-end solution from engineering and project management services to procurement and fabrication to construction and installation to aftermarket support and sale of consumables, which allows them to avoid dealing with multiple vendors when managing projects. We have serviced the environmental needs of the industrial workplace for over 100 years and we believe our extensive experience and expertise in providing a turnkey solution for the air pollution control and industrial ventilation industry further enhances our overall customer relationships and provides us a competitive advantage in our markets relative to other companies in the industry. We believe this is evidenced by our strong customer relationships with blue chip customers. We believe that no single competitor has the resources to offer a similar portfolio of product and service capabilities. Our family of companies offers the depth of a large organization while our lean organizational structure keeps us close to our customers and markets, allowing us to offer fast responses to each unique situation.

*Diversified End Markets and Customer Base.* The diversity of our end markets and customer base provides us with multiple growth opportunities. As of December 31, 2007, we had a diversified customer base of more than 3,000 active customers across a range of industries. Our customers represent some of the largest aerospace, automotive, foundry, ethanol, power and metals companies, including General Electric Company, General Motors Corporation, The Procter & Gamble Company, Nissan Motor Co., Ltd., America Honda Motor Co., Inc., The Boeing Company, Corning Incorporated, Toyota North America, Inc., The Babcock & Wilcox Company and Alcoa, Inc. In addition, we believe that the diversity of our customers and end markets mitigates our risk of a potential fluctuation or downturn in demand from any individual industry or particular client. We believe we have the resources and capabilities to meet the operating needs of our customers as they upgrade and expand domestically as well as into new international markets. Once systems have been installed and a relationship has been established with the customer, we often win repetitive service and maintenance business as the customers' processes change and modifications or additions to systems become necessary.

*Experienced Management and Engineering Team.* Our senior management team has an average of approximately 20 years of experience in the air pollution control and industrial ventilation industry. The business experience of our management team creates a strong skill set for the successful execution of our strategy. Our senior management team is supported by a strong operating management team, which possesses extensive operational and managerial experience, averaging over 20 years of industry experience, most of which has been with CECO Environmental and our family of companies. Our workforce includes approximately 134 engineers, designers, and project managers whose significant specialized industry experience and technical expertise enables them to have a deep understanding of the solutions that will best suit the needs of our customers. The experience and stability of our management, operating and engineering team has been crucial to our growth, developing and maintaining customer relationships and increasing our market share.

*Disciplined Acquisition Program with Successful Integration.* We believe that we have demonstrated an ability to successfully acquire and integrate air pollution control and industrial ventilation companies with complimentary product or service offerings into our family of companies. In February 2006, we integrated H.M. White, which provided us valuable access to the automotive market with a complete turnkey engineering, design, manufacturing and installation of air pollution control systems. In February 2007, we acquired Effox, Inc., which has granted us access to the multi-billion dollar energy, power and utility markets. More recently, in October 2007, we acquired GMD Environmental which we believe will further expand our air pollution control capabilities in additional markets, particularly cupola emission control systems and gas treatment equipment. In February 2008, we acquired FKI, which we believe will give us expanded access to the petroleum and power industries and will give us a manufacturing presence in China. We believe that the breadth and diversity of our products and services and our ability to deliver a turnkey solution to various end markets provides us with multiple sources of stable growth and a competitive advantage relative to other players in the industry. Our

annual revenue has grown in each of the last four years and increased from \$68.1 million in 2003 to \$235.9 million in 2007, a compound annual growth rate of 36.4%. Over this same time frame our operating income has increased from \$1.3 million to \$12.6 million, a 74.3% compound annual growth rate, which we believe evidences the success of our horizontal and vertical integration strategy.

### *Industry Overview*

We serve a large industry that has grown steadily over the last several years. The market for air pollution control and industrial ventilation products is a multi-billion dollar market that has grown rapidly and is highly fragmented. Today, more so than ever, people demand to live in a world of clean air and water and an environment that is free of industrial pollutants.

We believe growth for air pollution control and industrial ventilation products in the U.S. and abroad have recently and continue to be driven by several key factors:

- *Favorable Regulatory Environment.* The adoption of increasingly stringent environmental regulations in the U.S. and abroad forces businesses to pay strict attention to environmental protection. Businesses and industries of all types – from aerospace, brick, cement, ceramics, and metalworking to ethanol, automobile, food, foundries, power plants, woodworking, printing, tobacco and pharmaceuticals – must comply with these various international, federal, state and local government environmental regulations or potentially face substantial fines or be forced to suspend production or alter their production processes. Regulations range from the air quality standards promulgated by the Environmental Protection Agency (“EPA”) to Occupational Safety and Health Administrative Agency (“OSHA”) standards regulating allowable contaminants in workplace environments.

Increasingly stringent air quality standards and the need for improved industrial workplace environments are chief among the factors that drive our business. Some of the underlying federal legislation that affects air quality standards is the Clean Air Act of 1970 and the Occupational Safety and Health Act of 1970. The EPA and OSHA, as well as other state and local agencies, administer air quality standards. Industrial air quality has been improving through EPA mandated Maximum Achievable Control Technology (“MACT”) standards and OSHA established Threshold Limit Values (“TLV”) for more than 1,000 industrial contaminants. Any of these factors, individually or collectively, tend to cause increases in industrial capital spending that are not directly impacted by general economic conditions, expansion or capacity increases. Favorable conditions in the economy generally lead to plant expansions and the construction of new industrial sites. However, in a weak economy customers tend to lengthen the time from their initial inquiry to the purchase order or defer purchases.

- *Worldwide Industrialization.* Global trade has increased significantly over the last couple of years driven by growth in emerging markets, including China and India as well as other developing nations in Asia and Latin America. Furthermore, as a result of globalization manufacturing that was historically performed domestically continues to migrate to lower cost countries. This movement of the manufacture of goods throughout the world increases demand for industrial ventilation products as new construction continues and we expect more rigorous environmental regulations will be introduced to create a cleaner and safer working environment and reduce environmental emissions as these economies evolve.

### *Strategy*

Our strategy utilizes all of our resource capabilities to help customers improve efficiencies and meet specific regulatory requirements within their business processes through optimal design and integration of turnkey contaminant and pollution control systems. Our unique engineering and design expertise in air quality

management combined with our comprehensive suite of product and service offerings allows us to provide customers with a one-stop cost-effective solution to meet their integrated abatement needs. Key elements of our strategy include:

*Expand Customer Base and Penetrate End Markets.* We constantly look for opportunities to penetrate new customers, geographic locations and end markets with existing products and services or acquired new product or service opportunities. For example, we have successfully expanded our sales to new customers and entered new end markets through the formation of a CECO Energy Management Team, or CEMT, the strategic integration of H.M. White, Inc., in February 2006, the strategic acquisition of Effox, Inc., or Effox, in February 2007, and the strategic acquisition of GMD Environmental in October 2007. CEMT ties together all of the pollution control specialties of the CECO family of companies and offers customers a complete plant-wide energy reduction strategy, which allows us to cross-sell our complete solution of products and services to both existing and new customers and create synergies between our many specialties. Our strategic integration of H.M. White provided us valuable access to the automotive market with a complete turnkey engineering, design, manufacturing and installation of air pollution control systems. We believe that our strategic acquisition of Effox has allowed us to access the multibillion-dollar energy, power and utilities markets and our strategic acquisition of GMD Environmental will allow us access to additional air pollution control markets, especially in foundries which are now under a new area source emissions rule as of December 2007. Our acquisition of FKI will, we believe, expand our access to the petroleum and power markets and also provides us with a manufacturing facility in China. We intend to continue to expand our sales force, customer base and end markets and have identified a number of attractive growth opportunities both domestically and abroad, including international projects in China, Mexico and India.

*Develop Innovative Solutions.* We intend to continue to leverage our engineering and manufacturing expertise and strong customer relationships to develop new customized products to address the identified needs of our customers or a particular end market. We thoroughly analyze new product opportunities by taking into account projected demand for the product or service, price point and expected operating costs, and only pursue those opportunities that we believe will contribute to earnings growth in the near-term. Recent examples of our new product development include our development of the CECO Abatement Regenerative Thermal Oxidizer, which is used for ethanol emission applications and other industries.

*Maintain Strong Customer Focus.* We enjoy a diversified customer base of more than 3,000 active customers as of December 31, 2007, across a broad base of industries, including aerospace, brick, cement, ceramics, metalworking, ethanol, printing, paper, food, foundries, power plants, metal plating, wood working, chemicals, tobacco, glass, automotive and pharmaceuticals. We believe that there are multiple opportunities for us to expand our penetration of existing markets and customers.





*Pursue Selective Acquisitions.* We believe we currently offer an attractive turnkey solution to our customers with organic growth potential; however, we will also continue to explore selective acquisition opportunities that:

- Further broaden the breadth of our product and service offering;
- Allow us to enter new end markets or strengthen our presence in an existing end market; and
- Extend our industry leadership position.

The air pollution control and industrial ventilation industry is highly fragmented, which may present acquisition opportunities, particularly companies that produce types of pollution control equipment that we do not currently manufacture or companies that have system expertise in a particular industry that we do not currently serve or feel that we under serve, or who, by integrating into our existing family of companies would make us a dominant player in that particular market. In short we are looking to expand into horizontal markets that will strategically broaden our product and service offering and gain access to new customers and end markets. We believe that there is an ongoing trend among customers to utilize fewer suppliers in order to simplify procurement, increase manufacturing efficiency and generally reduce costs. We believe our reputation as an established, reliable and responsible provider of complete turnkey solutions makes us an attractive acquirer.

*Products and Services*

We believe that we are recognized as a leading provider in the air pollution control industry. We focus on engineering, designing, building, and installing systems that capture, clean and destroy airborne contaminants from industrial facilities as well as equipment that controls emissions from such facilities. We now market these turnkey pollution control services through all our companies with Kirk & Blum providing project management. With a diversified base of more than 3,000 active customers, we provide services to a myriad of industries including aerospace, brick, cement, ceramics, metalworking, printing, paper, food, foundries, utilities, metal plating, woodworking, chemicals, glass, automotive, ethanol, pharmaceuticals, and chemicals. The table below illustrates how our family of companies are spread over this diversified customer base, providing a broad range of applications.

<u>Divisions</u>	<u>Capabilities (products and services)</u>	<u>Typical Industries</u>	<u>Typical Applications</u>
<b>Contracting</b>			
	<ul style="list-style-type: none"> <li>• Turnkey Design, Build, Install:               <ul style="list-style-type: none"> <li>- Dust Collectors</li> <li>- Oil Mist Collectors</li> <li>- Chip Conveyance Systems</li> </ul> </li> <li>• Fume collection</li> <li>• Custom Sheet Metal Fabrication</li> </ul>	<ul style="list-style-type: none"> <li>• Aerospace</li> <li>• Automotive</li> <li>• Food</li> <li>• Foundry</li> <li>• Glass</li> <li>• Primary Metals</li> <li>• Printing</li> </ul>	<ul style="list-style-type: none"> <li>• Collection:               <ul style="list-style-type: none"> <li>- Dust</li> <li>- Oil Mist</li> <li>- Fume Exhaust</li> </ul> </li> <li>• Exhaust/Make-up Air</li> <li>• Paint/Finishing Booths</li> <li>• Pneumatic Conveying</li> </ul>
	<ul style="list-style-type: none"> <li>• Turnkey Design, Build, Install:               <ul style="list-style-type: none"> <li>- Airhouses</li> <li>- Conveyors</li> <li>- Dust Collectors</li> </ul> </li> <li>• Custom Sheet Metal Fabrication</li> </ul>	<ul style="list-style-type: none"> <li>• Automotive</li> <li>• Electronic</li> <li>• Metal Finishing</li> </ul>	<ul style="list-style-type: none"> <li>• Washing</li> <li>• Paint/Finishing Booths</li> <li>• Ovens</li> <li>• Process Ventilation</li> <li>• Dust Collection</li> </ul>
<b>Equipment</b>			
	<ul style="list-style-type: none"> <li>• Regenerative Thermal Oxidation</li> <li>• Catalytic and Thermal Oxidation</li> <li>• Selective and Regenerative Catalytic Reduction</li> </ul>	<ul style="list-style-type: none"> <li>• Chemical Processing</li> <li>• Ethanol</li> <li>• Paint Booth Emissions</li> <li>• Wastewater Treatment</li> <li>• Wood Products</li> </ul>	<ul style="list-style-type: none"> <li>• High Efficiency Destruction:               <ul style="list-style-type: none"> <li>- Volatile Organic Compounds</li> <li>- Fumes</li> <li>- Industrial Odors</li> </ul> </li> </ul>
	<ul style="list-style-type: none"> <li>• Design, and manufacture:               <ul style="list-style-type: none"> <li>- Dampers</li> <li>- Expansion Joints</li> </ul> </li> <li>• Aftermarket service</li> </ul>	<ul style="list-style-type: none"> <li>• Coal-Fired Power Plants</li> <li>• Chemical Processing</li> <li>• Refining</li> <li>• Metals</li> <li>• Wood Products</li> </ul>	<ul style="list-style-type: none"> <li>• Steam Heat Recovery</li> <li>• Flue Gas Desulphurization</li> <li>• Catalytic (NOx) Reduction</li> </ul>

<u>Divisions</u>	<u>Capabilities (products and services)</u>	<u>Typical Industries</u>	<u>Typical Applications</u>
	<ul style="list-style-type: none"> <li>• Fiber-Bed Filter Mist Collectors</li> <li>• Catenary Grid and Narrow Gap</li> <li>• Replacement Filters</li> <li>• Repack Services</li> </ul>	<ul style="list-style-type: none"> <li>• Asphalt</li> <li>• Chemical</li> <li>• Fertilizer</li> <li>• Metals</li> <li>• Semiconductors</li> </ul>	<ul style="list-style-type: none"> <li>• Acid/Caustic Mist</li> <li>• Storage Tank Emissions</li> <li>• Lubricant Emissions</li> <li>• Nitric Acid</li> <li>• Platinum Recovery</li> <li>• Wet Bench Acid Mist</li> </ul>
	<ul style="list-style-type: none"> <li>• Heavy Duty Air Handling and Conditioning</li> <li>• Fume Exhaust Systems</li> <li>• Air-Curtain Hoods</li> <li>• JET*STAR Strip/Coil Coolers and Dryers</li> </ul>	<ul style="list-style-type: none"> <li>• Aluminum</li> <li>• Chemical</li> <li>• Paper</li> <li>• Power</li> <li>• Steel</li> </ul>	<ul style="list-style-type: none"> <li>• Rolling Mill Oil Mist Collection</li> <li>• Heavy Gauge Strip and Coil: <ul style="list-style-type: none"> <li>- Coolers</li> <li>- Dryers</li> </ul> </li> </ul>
	<ul style="list-style-type: none"> <li>• Turnkey Design, Build, Install: <ul style="list-style-type: none"> <li>- Pulsejet Baghouses</li> <li>- Reverse Air Baghouses</li> <li>- Pulsejet Cartridge Filters</li> <li>- Oil Mist Filters</li> </ul> </li> </ul>	<ul style="list-style-type: none"> <li>• Cement</li> <li>• Lime</li> <li>• Steel</li> <li>• Foundry</li> </ul>	<ul style="list-style-type: none"> <li>• Collection: <ul style="list-style-type: none"> <li>- Dust</li> <li>- Dry Particulate Matter</li> <li>- Kiln Exhaust</li> <li>- Raw Mill Exhaust</li> <li>- Electric Furnace</li> </ul> </li> </ul>
	<ul style="list-style-type: none"> <li>• Pulsejet Fabric Filters (Baghouses)</li> <li>• Shaker Dust Collectors</li> <li>• Cartridge Dust Collectors</li> <li>• Flue Gas Coolers</li> <li>• Exhaust (In-Line) Treatment Systems</li> <li>• Foundry Sand Reclamation Equipment</li> </ul>	<ul style="list-style-type: none"> <li>• Foundry</li> <li>• Steel</li> <li>• Cement</li> <li>• Secondary Aluminum</li> </ul>	<ul style="list-style-type: none"> <li>• Cupola Emission Control</li> <li>• Foundry Ventilation</li> <li>• Furnace Exhaust</li> </ul>

**Divisions**



**Capabilities  
(products and services)**

- Design, Manufacture and/or Install:
  - Industrial Cyclones
  - FCC Cyclones
  - Air Classifiers
  - Scrubbers
    - Venturi
    - Packed Bed
    - Multiple Purpose
- Electrostatic Precipitators
  - New, Rebuilds, Conversions to Fabric Filtration and/or Parts and Service
- Media Filtration:
  - Baghouse Fabric Filters
  - Cartridge Collectors
- Pneumatic Conveying and Industrial Ventilation

**Typical Industries**

- Refiners
- Utilities
- Bio Fuels
- Petrochemicals
- Pharmaceutical
- Forest Products
- Manufacturing
- Food

**Typical Applications**

- Air Pollution Control
- Product Recovery and Capture
- Petroleum Refining
- Catalyst Recovery
- Manufactured Sand
- Protection of Downstream Process and Pollution Control Equipment
- Flyash Beneficiation

**Components/Parts**



*Kirk & Blum Parts*

- Component Parts for Industrial Air Systems

- Industrial Sheet Metal Contractors

- Industrial Ventilation Systems



- Clamp-Together Componentized Ducting Systems

- Chemical
- Food
- Furniture
- Metals
- Pharmaceuticals

- Capture in Moderately Abrasive Environments
  - Dust Particles
  - Fumes
  - Oil Mist

**Engineering/Design**



- Air Flow and Contaminant Engineering and Design
- Ventilation System Testing and Balancing
- Emission Testing for Regulatory Compliance

- Automotive
- Food
- Furniture
- Glass
- Metals
- Plastics
- Smelters

- Emission Testing and Compliance
- Systems Analysis
- Industrial Ventilation:
  - Engineering
  - Design



- Eliminates Waste
- Ventilation System Efficiencies
- Reducing Energy Expenses

- Automotive
- Electronic
- Foundry
- Steel

- Energy Waste
- Exhaust System Inefficiency
- Ventilation System Energy Expense

### ***Contracting***

Our contracting business unit is comprised of our Kirk & Blum division and H.M. White. Under the Kirk & Blum trade name we have four principal lines of business. All have evolved from the original air pollution systems business (contracting, fabricating, parts and clamp-together duct systems). The largest line, with eight strategic locations throughout the Midwest and Southeast United States, is air pollution control systems and industrial ventilation. These systems, primarily sold on a turnkey basis, include oil mist collection, dust collection, industrial exhaust, chip collection, make-up air, as well as automotive spray booth systems, industrial and process piping, and other industrial sheet metal work. We provide a cost effective engineered solution to in-plant process problems in order to control airborne pollutants. Representative customers include General Electric Company, General Motors Corporation, The Procter & Gamble Company, Nissan Motor Co., Ltd., Honda Motor Co., Inc., Toyota Motor North America, Inc., The Boeing Company, Lafarge, Corning Incorporated, RR Donnelley, and Alcoa Inc. North America is the principal market served. We have, at times, supplied equipment and engineering services in certain overseas markets. We have completed several major contracts in Mexico and are currently executing large projects in China.

We provide custom metal fabrication services at our Kirk & Blum Cincinnati, Ohio and Lexington, Kentucky locations. These facilities are used to fabricate parts, subassemblies, and customized products for air pollution and non-air pollution applications from sheet, plate, and structurals and perform the majority of the fabrication for CECO Filters, Busch International, CECOaire and CECO Abatement. We have developed significant expertise in custom sheet metal fabrication. As a result, these facilities give us flexible production capacity to meet project schedules and cost targets in air pollution control projects while generating additional fabrication revenue in support of non-air pollution control industries. Kirk & Blum is the custom fabricator of product components for many companies located in the Midwest choosing to outsource their manufacturing. Generally, we will market custom fabrication services under a long-term sales agreement. Representative customers include Siemens and General Electric.

In February 2006, we entered into a transition agreement with H.M. White, LLC and H.M. White Holdings of Detroit, Michigan to jointly participate in the pursuit of new business in the areas of industrial ventilation systems and sheet metal and paint finishing construction. This combination of businesses allows us to expand our access to the automotive markets, especially in Detroit, where we previously had a minimal presence.

### ***Equipment***

Our equipment business unit is comprised of CECO Filters, Busch International, CECO Abatement, CECOaire, Effox, GMD and FKI. We added the CECO Abatement Systems division in 2001 to extend our penetration into the thermal oxidation market. We enable our customers to meet BACT requirements and compliance targets for fumes, volatile organic compounds, process, and industrial odors. Our services eliminate toxic emission fumes and volatile organic compounds from large-scale industrial processes. We have a presence in the chemical processing, ethanol, paint booth emissions, wastewater treatment, and wood products industries.

We acquired the damper and expansion joint assets of Effox in Cincinnati, Ohio on February 28, 2007, to continue the execution of our horizontal integration strategy. This acquisition broadens our exposure to the multibillion dollar electric power generation market, coal and gas, and the ethanol, metals and mineral products markets. We provide dampers and expansion joints for flue gas and process air systems with emphasis on steam heat recovery, flue gas desulphurization, and catalytic (NO<sub>x</sub>) reduction. For existing systems, Effox provides rebuilding and repair services, including basic design modification.

We acquired the assets of GMD Environmental Technologies on October 31, 2007, to further expand our air pollution control capabilities to include Shaker Dust Collectors, Cupola Emission Control Systems, Flue Gas Coolers, Thermal Sand Reclaimers, and totally enclosed systems for the treatment of heavy metals, acid gases, volatile organic compounds, dioxins and furans.

In February 2008, we acquired the assets of FKI, to further expand our access to the petrochemical, petroleum and power markets. FKI produces cyclones, classifiers, electrostatic precipitator parts and service, air filtration equipment and scrubbers.

Our fiber bed filter technology is marketed under the CECO Filters trade name directly to customers. The principal functions of the filters are (a) the removal of damaging mists and particles (e.g., in process operations that could cause downstream corrosion and damage to equipment), (b) the removal of pollutants, and (c) the recovery of valuable materials for reuse. The filters are also used to collect fine insoluble particulates. Major users are chemical and electronics industries, manufacturers of various acids, vegetable and animal based cooking oils, textile products, alkalies, chlorine, papers, asphalt and pharmaceutical products. In February 2004, we established CECO Filters India Pvt. Ltd. in Chennai, India to market filtering equipment under the CECO Filters trade name to extend our penetration into Asia.

We design and build air handling equipment and systems for filtering, cooling, heating, and capture of emissions in the metal industries under the Busch International name. Our fume exhaust systems with EPA recognized hood designs provide high efficiency control of oil mist and fumes, removing liquid particles and vapor phase emissions from rolling mill, machining, and other oil mist generating processes. We also provide systems for corrosion protection, fugitive emissions control, evaporative cooling, and other ventilation and air handling applications. We also market a strip cooler under the JET\*STAR name that is designed to cool heavy gauge strip with thick coatings even at high strip speeds. This equipment is globally marketed to the steel and aluminum industries. We recently obtained a contract in China for such equipment for \$3.5 million.

In January 2005, we formed CECOaire to increase our penetration into the dust control markets. We market baghouses that remove dust and particulate from industrial process airstreams. Our fabric dust collector product line optimizes sizing, component selection, and low pressure drop for increased energy savings. Our CECOaire Series HC and VC dust collectors are fully-automated pulse-jet cleaned pleated-cartridge filters designed to handle applications in a variety of industries. The Series DDPD Downdraft Benches are constructed to capture smoke and dust generated by welding, grinding, polishing, and soldering. We have the ability to upgrade existing dust collectors and offer complete conversion services. Prior to January 2005, CECOaire operated as part of CECO Filters.

### ***Components/Parts***

We market component parts for industrial air systems to contractors, distributors and dealers throughout the United States under the Kirk & Blum Parts division. In 2001, we started the K&B Duct product line to provide a cost effective alternative to traditional duct. Primary users for this product line are those that generate dry particulate such as furniture manufacturers, metal fabricators, and any other users desiring flexibility in a duct system. Customers include end users, contractors, and dealers.

### ***Engineering/Design***

Our engineering and design services are marketed under the kbd/Technic trade name to provide engineering services directly to customers. We routinely conduct stack tests for compliance demonstrations and provide customers with engineering evaluations of process or pollution control equipment. Our testing capabilities include the measurement of particulate emissions and particle size distribution including PM-10, sulfur oxides, nitrogen oxides, volatile organic compounds (VOCs), metals, and acid gases. Our industrial ventilation system designs enable reduced construction, operating, and maintenance costs by optimizing airflow. Representative customers include General Motors Corporation, Ford Motor Company, Toyota Motor North America, Inc., The Quaker Oats Company, Nissan Motor Co., Ltd. and Honda Motor Co., Inc.

In 2006, we formed CECO Energy Management, which is a joint effort involving Kirk & Blum, H.M. White and kbd/Technic, to assist customers in developing plant wide energy reduction strategies in addition to

eliminating waste and raising the efficiency of ventilation systems. By using Life Cycle Cost Analysis, we are able to build efficiency into the design of fans, motors, and collectors that delivers substantial cost savings over the life of the exhaust system.

#### *Project Design and Development*

We focus our development efforts on designing and introducing new and improved approaches and methodologies which produce for our customers better system performance and often improve customer process performance. For example, the patented JET\*STAR strip cooler produced by Busch International routinely allows customers to increase the speed of galvanizing lines, thus enhancing productivity, while at the same time increasing product quality by, through the use of the cooling air, holding the strip more stable as the zinc coating cools. We produce specialized products, which are often tailored to the specifications of a customer or application. We continually collaborate with our customers to develop the proper solution and ensure customer satisfaction. During 2007, 2006, and 2005, costs expended in development were not significant. Such costs are generally included as factors in determining pricing.

We also specialize in the design, fabrication and installation of turnkey ventilation systems and processes. The project development cycle may follow many different paths depending on the specifics of the job and end market. The process normally takes between one and six months from concept and design to production, which may vary significantly depending on developments that occur during the process, including among others, the emergence of new environmental demands, changes in design specifications and ability to obtain necessary approvals.

#### *Sales, Marketing and Support*

Our selling strategy is to provide a solutions-based approach for controlling industrial airborne contaminants by being a single source provider of industrial ventilation and air-pollution control products and services. This involves horizontally expanding our scope of products and services through selective acquisitions and the formation of new business units that are then vertically integrated into our growing family of turnkey system providers. We believe this provides a discernable competitive advantage. We execute this strategy by utilizing our portfolio of in-house technologies and those of third party equipment suppliers. Many of these have been long standing relationships, which have evolved from pure supplier roles to value-added business partnerships. This enables us to leverage existing business with selective alliances of suppliers and application specific engineering expertise. Our products primarily compete on the basis of price, performance, speed of delivery, quality, customer support and single source responsibility. Our value proposition to customers is to provide competitively priced, customized turnkey solutions. Our combined industry-specific knowledge base accompanied by our product and service offerings provide valuable synergies for design innovation.

We sell and market our products and services with our own direct workforce in conjunction with outside sales representatives in the U.S., Mexico, Canada, Asia, Europe and South America. We have direct employees in India. We intend to expand our sales and support capabilities and our network of outside sales representatives in key regions domestically and internationally.

Much of our marketing effort consists of individual visits to customers, dissemination of sales and advertising materials, such as product announcements, brochures, magazine articles, advertisements and cover or article features in trade journals and other publications. We also participate in public relations and promotional events, including industry tradeshow and technical conferences. We maintain an internal marketing organization that is responsible for these initiatives.

Our customer service organization or sales force provides our customers with technical assistance, use and maintenance information as well as other key information regarding their purchase. We also actively provide our customers with access to key information regarding changes in environment regulations and potentially pending

changes as well as new product or service developments. We believe that maintaining a close relationship with our customers and providing them with the support they request improves their level of satisfaction and enables us to foresee their potential future product needs or service demands. Moreover, it leads to sales of annual service and support contracts as well as consumables. Our website also provides our customers with online tools and technical resources.

#### *Quality Assurance*

In engineered systems, quality is defined as system performance. We carefully review with our customers, before the contract is signed, the level of contaminant capture required and the efficiency of the equipment that will remove the contaminant from the air stream prior to it being exhausted to the atmosphere. We then review these same parameters internally to assure that guarantees will be met. Standard project management and production management tools are used to ensure that all work is done to specification, that project schedules are met, and that the system is started up in the proper manner. Equipment is tested at the site to ensure it is functioning properly. Every fiber bed filter we build is tested at the factory, both in India and the US. Historically, warranty expense is very low.

#### *Customers*

We are not dependent upon any single customer, with no customer comprising 10% or more of our consolidated revenues for 2007, other than General Motors Corporation, with whom we had one contract for \$50.0 million and several other contracts which when aggregated, comprised 26% of our consolidated revenues for 2007. However, we do not believe that the loss of any of our customers would have a material adverse effect on us and our subsidiaries, taken as a whole.

#### *Suppliers and Subcontractors*

We purchase our angle iron and sheet plate products from a variety of sources. When possible, we secure these materials from steel mills. Other materials are purchased from a variety of steel service centers. Steel prices have been volatile but we typically mitigate the risk of higher prices by including a "surcharge" on our standard products. On contract work, we mitigate the risk of higher prices by including the current price in our estimate.

We purchase chemical grade fiberglass as needed from Johns Manville Corporation, which we believe is the only domestic supplier of such fiberglass.

We have a good relationship with all our suppliers and do not anticipate any difficulty in continuing to receive such items on terms acceptable to us. We have not experienced difficulty in procuring a sufficient supply of materials in the past. We typically agree to billing terms with our suppliers ranging from net 30 to 45 days. To the extent that our current suppliers are unable or unwilling to continue to supply us with materials, we believe that we would be able to obtain such materials from other suppliers on acceptable terms.

Typically on turnkey projects we subcontract such things as electrical work, concrete work, controls, conveyors, insulation, etc. We use subcontractors with whom we have good working relationships and review each project, both at the beginning and on an ongoing basis, to ensure that all work is being done according to our specifications. Subcontractors are generally paid on a "pay when paid" basis.

#### *Backlog*

Backlog is a representation of the amount of revenue expected from complete performance of uncompleted signed firm fixed-price contracts that have not been completed for products and services we expect to substantially deliver within the next 12 months. The Company's customers may have the right to cancel a given

order, although historically cancellations have been very rare. Backlog was approximately \$85.5 million and \$97.1 million at the end of the fiscal years 2007 and 2006, respectively. Substantially all 2006 backlog was completed in 2007. Approximately 90% of the 2007 backlog is expected to be completed in 2008. Backlog is not defined by generally accepted accounting principals and our methodology for calculating backlog may not be consistent with methodology used by other companies. The addition of FKI in February 2008 brings an additional backlog which was approximately \$12.0 million at December 31, 2007.

### *Competition*

We believe that there are no singly dominant companies in the industrial ventilation and air pollution control markets in which we participate. These markets are fragmented with numerous smaller and regional participants. Due to the size and shipping weight of many of our projects, localized manufacturing/fabrication capabilities is very important to our customers. As a result, competition varies widely by region and industry. The market for our products is highly competitive and is characterized by technological change, continuously changing environment regulations and evolving customer requirements. We believe that the principle competitive factors in our markets include:

- Breadth and diversity of product offerings;
- Ability to design standard and custom products that meet customers' needs;
- Ability to provide a reliable solution in a timely manner;
- Quality customer service and support; and
- Financial and operational stability, including reputation.

We believe we compete favorably with respect to these factors.

### *Seasonality*

Our business is subject to seasonal fluctuations. The fourth quarter of our fiscal year, which ends December 31, is typically our strongest quarter. This is due to a combination of factors. First, many of our customers attempt to complete major capital improvement projects before the end of the calendar year. Also, many customers shut down over the Christmas holidays to perform maintenance services on their facilities. These factors create increased demand for our products and services during this period.

Conversely, the first quarter of our calendar fiscal year is typically our weakest quarter. This is caused to some extent by winter weather constraints on outside construction activity but also by the seasonality of capital improvement projects as discussed relating to the fourth quarter.

### *Government Regulations*

We believe our operations are in material compliance with applicable environmental laws and regulations. We believe that changes in environmental laws and regulations will not have a material adverse effect on our operations. Given the nature of our business, such changes create opportunity.

We are also subject to the requirements of OSHA and comparable state statutes. We believe we are in material compliance with OSHA and state requirements, including general industry standards, record keeping requirements and monitoring of occupational exposures. In general, we expect to increase our expenditures to comply with stricter industry and regulatory safety standards such as those described above. Although such expenditures cannot be accurately estimated at this time, we do not believe that they will have future material adverse effect on our financial position, results of operations or cash flows.

### *Intellectual Property*

Our business has historically relied on technical know-how and experience rather than patented technology. In 1997, we purchased, among other assets, three patents from Busch Co. that relate to the JET\*STAR systems. JET\*STAR systems constituted \$487,000 of revenues in 2007. We hold a US patent for our N-SERT® and X-SERT® prefilters and for our Cantenary Grid scrubber. We also hold a US patent for a fluoropolymer fiber bed for a mist eliminator, a US patent for a fluted filter, and a US patent for a multiple in-duct filter system.

### *Financial Information about Geographic Areas*

For 2007, 2006 and 2005, sales to customers outside the United States, including export sales, accounted for approximately 9%, 5% and 3%, respectively, of consolidated net sales. The largest portion of these sales was destined for Canada. Generally, sales are denominated in U.S. dollars.

In March of 2008 we acquired Fisher-Klosterman, Inc. which leases a 40,000 square foot facility in Shanghai, China.

### *Employees*

We had 699 full-time employees and 2 part-time employees as of December 31, 2007. The facilities acquired with the acquisition of Kirk & Blum and H.M. White are unionized except for selling, engineering, design, administrative and operating management personnel. None of our other employees are subject to a collective bargaining agreement. We consider our relationship with our employees to be satisfactory. In total, approximately 406 employees are represented by international or independent labor unions under various union contracts that expire from April 2008 to June 2010.

### *Executive Officers of Registrant*

The following are the executive officers of the Company as of March 1, 2008. The terms of all officers expire at the next annual meeting of the board of directors and upon the election of the successors of such officers. The ages given are as of March 1, 2008.

<u>Name</u>	<u>Age</u>	<u>Position with CECO</u>
Phillip DeZwirek . . . . .	70	Chief Executive Officer; Chairman of the Board of Directors
Richard J. Blum . . . . .	61	President; Director
Dennis W. Blazer . . . . .	60	Vice President-Finance and Administration; Chief Financial Officer; Assistant Secretary
David D. Blum . . . . .	52	Senior Vice President; President of Kirk & Blum; Assistant Secretary
Jason DeZwirek . . . . .	37	Secretary; Director

Phillip DeZwirek became a director, the Chairman of the Board and the Chief Executive Officer of the Company in August 1979. Mr. DeZwirek also serves as a member of the boards of directors of the Company's subsidiaries. In addition to serving as our Chief Executive Officer, Chairman and Treasurer, Mr. DeZwirek's principal occupations during the past five years have been serving as President of Can-Med Technology, Inc. d/b/a Green Diamond Oil Corp. ("Green Diamond") (since 1990) and a director and the Chairman, Chief Executive Officer and Treasurer of API Electronics Group, Corp. (since May 2002) and a director and the Chairman of its parent, API Nanotronics Corp. (since November 2006), a publicly traded company (OTCBB:APIO) engaged in the manufacture of electronic components and systems for the defense and communications industries. Mr. DeZwirek is also involved in private investment activities. Mr. DeZwirek is the father of Mr. Jason DeZwirek.

Richard J. Blum became the President and a director of the Company on July 1, 2000 and the Chief Executive Officer and President of CECO Group, Inc. on December 10, 1999. Mr. Blum has been a director of

The Kirk & Blum Manufacturing Company (“Kirk & Blum”) since February 28, 1975. Mr. Blum also serves as Chief Executive Officer of the Company’s subsidiaries Effox, Inc. and GMD Environmental Technologies, Inc., and serves on the boards of directors of the Company’s subsidiaries. Mr. Blum is also a director of The Factory Power Company, a company of which CECO owns a minority interest and that provided steam energy to various companies, including CECO. Mr. Richard Blum is the brother of Mr. David Blum.

Dennis W. Blazer became the Chief Financial Officer and the Vice President-Finance and Administration of the Company on December 13, 2004. From 2003 to 2004, Mr. Blazer served as a financial consultant to GTECH Corporation, a leading global information technology corporation. From 1998 to 2003, he served as the Chief Financial Officer of Interlott Technologies, Inc., which stock traded on the American Stock Exchange and which was a worldwide provider of vending technologies for the lottery industry prior to its acquisition by GTECH Corporation in 2003. From 1973 to 1998, Mr. Blazer also served in varying capacities leading up to the position of Vice President of Finance and Administration for The Plastic Moldings Corporation, a custom manufacturer of precision molded plastic components. Mr. Blazer is a Certified Public Accountant.

David D. Blum became the Senior Vice President-Sales and Marketing and an Assistant Secretary of the Company on July 1, 2000 and the President of Kirk & Blum on November 12, 2002. Mr. Blum served as Vice President of Kirk & Blum from 1997 to 2000 and was Vice President-Division Manager Louisville at Kirk & Blum from 1984 to 1997. Mr. David Blum is the brother of Mr. Richard Blum.

Jason DeZwirek, the son of Phillip DeZwirek, became a director of the Company in February 1994. He became Secretary of the Company on February 20, 1998. He also serves as a member of the boards of directors of the Company’s subsidiaries. Mr. DeZwirek’s principal occupation since October 1999 has been as an officer and director of Kaboose Inc., an online media company servicing the children and family markets that trades on the Toronto Stock Exchange (TSX:KAB). Mr. DeZwirek currently serves as Chairman and Chief Executive Officer of Kaboose Inc. Mr. DeZwirek also is a director and the Secretary of API Nanotronics Corp. (OTCBB:APIO), a publicly traded company engaged in the manufacture of electronic components and systems for the defense and communications industries.

#### *Available Information*

Our Internet website is [www.cecoenviro.com](http://www.cecoenviro.com). Our annual reports on Form 10-K, quarterly reports on Form 10-Q, current reports on Form 8-K, and all amendments to these reports are available, without charge, on the website as soon as reasonably practicable after we electronically file these reports with the Securities and Exchange Commission (“SEC”). You can also obtain these reports, free of charge, by contacting Investor Relations, CECO Environmental, 3120 Forrer Street, Cincinnati, Ohio 45209, Phone: 1-800-606-2326. You can also obtain these reports and other information, free of charge, at the SEC’s Internet website at [www.sec.gov](http://www.sec.gov). You may also read and copy any materials we file with the SEC at the SEC’s Public Reference Room at 100 F Street, N.E., Washington, D.C. 20549. Information on the operation of the Public Reference Room may be obtained by calling the SEC at 1-800-732-0330.

We are not including the information contained in our website or any other website as part of, or incorporating them by reference into, the Annual Report on Form 10-K.

## **Item 1A. Risk Factors**

### **Additional Risk Factors to Consider:**

*An investment in our securities involves a high degree of risk. You should carefully consider the risk factors described below, together with the other information included in this Annual Report on Form 10-K before you decide to invest in our securities. The risks described below are the material risks of which we are currently aware; however, they may not be the only risks that we may face. Additional risks and uncertainties not currently known to us or that we currently view as immaterial may also impair our business. If any of these risks develop into actual events, it could materially and adversely affect our business, financial condition, results of operations and cash flows, the trading price of your shares could decline and you may lose all or part of your investment.*

### **Risks Related to Our Business**

*Our dependence upon fixed-price contracts could adversely affect our operating results.*

The majority of our projects are currently performed on a fixed-price basis. Under a fixed-price contract, we agree on the price that we will receive for the entire project, based upon a defined scope, which includes specific assumptions and project criteria. If our estimates of our own costs to complete the project are below the actual costs that we may incur, our margins will decrease, and we may incur a loss. The revenue, cost and gross profit realized on a fixed-price contract will often vary from the estimated amounts because of unforeseen conditions or changes in job conditions and variations in labor and equipment productivity over the term of the contract. If we are unsuccessful in mitigating these risks, we may realize gross profits that are different from those originally estimated and incur reduced profitability or losses on projects. Depending on the size of a project, these variations from estimated contract performance could have a significant effect on our operating results for any quarter or year. In general, turnkey contracts to be performed on a fixed-price basis involve an increased risk of significant variations. This is a result of the long-term nature of these contracts and the inherent difficulties in estimating costs and of the interrelationship of the integrated services to be provided under these contracts whereby unanticipated costs or delays in performing part of the contract can have compounding effects by increasing costs of performing other parts of the contract.

*If actual costs for our projects with fixed-price contracts exceed our original estimates, our profits will be reduced or we may suffer losses.*

The majority of our contracts are fixed-priced contracts. Although we benefit from cost savings, we have limited ability to recover cost overruns. Because of the large scale and long-term nature of our contracts, unanticipated cost increases may occur as a result of several factors, including:

- increases in cost or shortages of components, materials or labor;
- unanticipated technical problems;
- required project modifications not initiated by the customer; and
- suppliers' or subcontractors' failure to perform.

Any of these factors could delay delivery of our products. Our contracts often provide for liquidated damages in the case of late delivery. Unanticipated costs that we cannot pass on to our customers, for example the increases in steel prices or the payment of liquidated damages under fixed contracts, would negatively impact our profits.

*We have experienced rapid growth, which may be difficult to sustain and which has placed significant demands on our accounting systems and other operational, administrative and financial resources.*

Our annual revenue has grown in each of the last four years increasing from \$69.4 million in 2004 to \$235.9 million in 2007. Our rapid growth has caused, and if it continues will continue to cause, significant demands on our accounting systems and other operational, administrative and financial resources. For example, we are in the

process of upgrading our accounting and operational computer software systems. In addition, we will be expanding and otherwise improving our internal systems, including our other management information systems, customer relationship and support systems, and operating, administrative and financial systems and controls. We may also need to hire additional staff. This effort has required, and if it continues, will continue to require, us to make significant capital expenditures and incur significant expenses. These efforts may also divert the attention of management, sales, support and finance personnel from our core business operations, which may adversely affect our financial performance in future periods.

Our future growth will depend, among other things, on our ability to maintain an operating platform and management system sufficient to address our growth and will require us to incur significant additional expenses and to commit additional senior management and operational resources. As a result, we face significant challenges:

- in maintaining adequate accounting, financial and business controls;
- implementing new or updated information, accounting and financial systems, and procedures; and
- in training, managing and appropriately sizing our work force and other components of our business on a timely and cost-effective basis.

We cannot assure you that we will be able to manage our expanding operations effectively or that we will be able to continue to grow, and any failure to do so could adversely affect our ability to generate revenue and control our expenses.

*We have a substantial amount of indebtedness, which may adversely affect our ability to operate our business, remain in compliance with debt covenants, make payments on our debt and limit our growth.*

As of March 1, 2008, the aggregate amount of our outstanding indebtedness under our credit facility with Fifth Third Bank (the “Bank Facility”) and subordinated debt was approximately \$16.3 million, which includes an additional \$15.0 million to finance the FKI acquisition. Our outstanding indebtedness could have important consequences for you, including the following:

- it may be more difficult for us to satisfy our obligations with respect to our Bank Facility and subordinated debt, and any failure to comply with the obligations of any of the agreements governing such indebtedness, including financial and other restrictive covenants, could result in an event of default under such agreements;
- the covenants contained in our debt agreements limit our ability to borrow money in the future for acquisitions, capital expenditures or to meet our operating expenses or other general corporate obligations;
- the amount of our interest expense may increase because certain of our borrowings are at variable rates of interest, which, if interest rates increase, could result in higher interest expense;
- we will need to use a portion of our cash flows to pay principal and interest on our debt, which will reduce the amount of money we have for operations, working capital, capital expenditures, expansion, acquisitions or general corporate or other business activities;
- we may have a higher level of debt than some of our competitors, which could put us at a competitive disadvantage;
- we may be more vulnerable to economic downturns and adverse developments in our industry or the economy in general; and
- our debt level could limit our flexibility in planning for, or reacting to, changes in our business and the industry in which we operate.

Our ability to meet our expenses and debt obligations will depend on our future performance, which will be affected by financial, business, economic, regulatory and other factors. We will not be able to control many of these factors, such as economic conditions and governmental regulation. We cannot be certain that our earnings will be sufficient to allow us to pay the principal and interest on our existing or future debt and meet our other obligations. If we do not have enough money to service our existing or future debt, we may be required to refinance all or part of our existing or future debt, sell assets, borrow more money or raise equity. We may not be able to refinance our existing or future debt, sell assets, borrow more money or raise equity on terms acceptable to us, if at all.

*Our inability to deliver our backlog on time could affect our future sales and profitability, and our relationships with our customers.*

Our backlog has decreased from approximately \$97.1 million at December 31, 2006 to approximately \$85.5 million at December 31, 2007. This decrease does not include backlog attributable to the recently acquired FKI assets of approximately \$12.0 million at December 31, 2007. Our ability to meet customer delivery schedules for our backlog is dependent on a number of factors including, but not limited to, access to the raw materials required for production, an adequately trained and capable workforce, project engineering expertise for certain large projects, sufficient manufacturing plant capacity and appropriate planning and scheduling of manufacturing resources. Our failure to deliver in accordance with customer expectations may result in damage to existing customer relationships and result in the loss of future business. Failure to deliver backlog in accordance with expectations could negatively impact our financial performance and cause adverse changes in the market price of our common stock.

*Since our financial performance is seasonal, current results are not necessarily indicative of future results.*

Our operating results may fluctuate significantly due to the seasonality of our business and these fluctuations make it more difficult for us to predict accurately in a timely manner factors that may have a negative impact on our business. The fourth quarter of our fiscal year, which ends December 31, is typically our strongest quarter. For example, many of our customers attempt to complete major capital improvement projects before the end of the calendar year. In addition, many customers shut down over the Christmas holidays to perform maintenance services on their facilities. These factors create increased demand for our products and services during this period.

Conversely, the first quarter of our fiscal year is typically our weakest quarter. This is caused to some extent by winter weather constraints on outside construction activity but also by the seasonality of capital improvement projects as discussed relating to the fourth quarter. Accordingly, results for any one quarter are not necessarily indicative of results to be expected for any other quarter or for any year.

*Our financial performance may vary significantly from period to period, making it difficult to estimate future revenue.*

Our annual revenues and earnings have varied in the past and are likely to vary in the future. Our contracts generally stipulate customer specific delivery terms and may have contract cycles of a year or more, which subjects these contracts to many factors beyond our control. In addition, contracts that are significantly larger in size than our typical contracts tend to intensify their impact on our annual operating results. Furthermore, as a significant portion of our operating costs are fixed, an unanticipated decrease in our revenues, a delay or cancellation of orders in backlog, or a decrease in the demand for our products, may have a significant impact on our annual operating results. Therefore, our annual operating results may be subject to significant variations and our operating performance in one period may not be indicative of our future performance.

*We have a history of net losses, and may not be profitable in the future.*

Although we reported net income of \$6.3 and \$3.1 million for the years ended December 31, 2007 and December 31, 2006, respectively, we have incurred net losses for each prior fiscal year since 1999. We cannot

assure you that we will be profitable in the future. Even if we achieve profitability, we may experience significant fluctuations in our revenues and we may incur net losses from period to period. The impact of the foregoing may cause our operating results to be below the expectations of securities analysts and investors, which may result in a decrease in the market value of our common stock.

*Percentage-of-completion method of accounting for contract revenue may result in material adjustments that would adversely affect our operating results.*

We recognize contract revenue using the percentage-of-completion method on all fixed price contracts over \$50,000. Under this method, estimated contract revenue is accrued based generally on the percentage that costs to date bear to total estimated costs. Estimated contract losses are recognized in full when determined. Accordingly, contract revenue and total cost estimates are reviewed and revised periodically as the work progresses and as change orders are approved, and adjustments based upon the percentage-of-completion are reflected in contract revenue in the period when these estimates are revised. These estimates are based on management's reasonable assumptions and our historical experience, and are only estimates. Variation of actual results from these assumptions or our historical experience could be material. To the extent that these adjustments result in an increase, a reduction or an elimination of previously reported contract revenue, we would recognize a credit or a charge against current earnings, which could be material.

*A significant portion of our accounts receivable are related to large contracts, which increases our exposure to credit risk.*

We closely monitor the credit worthiness of our customers. Significant portions of our sales are to customers who place large orders for custom products and whose activities are related to the power and oil/gas industries. As a result, our exposure to credit risk is affected to some degree by conditions within these industries and governmental and/or political conditions. We frequently attempt to reduce our exposure to credit risk by requiring progress payments and letters of credit. However unanticipated events that affect our customers could have a materially adverse impact on our operating results.

*Changes in billing terms can increase our exposure to working capital and credit risk.*

Our products are generally sold under contracts that allow us to either bill upon the completion of certain agreed upon milestones, or upon actual shipment of the product. We attempt to negotiate progress-billing milestones on all large contracts to help us manage the working capital and credit risk associated with these large contracts. Consequently, shifts in the billing terms of the contracts in our backlog from period to period can increase our requirement for working capital and can increase our exposure to credit risk.

*Customers may cancel or delay projects. As a result our backlog may not be indicative of our future revenue.*

Customers may cancel or delay projects for reasons beyond our control. Our orders normally contain cancellation provisions which permit us to recover our costs, and, for most contracts, a portion of our anticipated profit in the event a customer cancels an order. If a customer elects to cancel an order, we may not realize the full amount of revenues included in our backlog. If projects are delayed, the timing of our revenues could be affected and projects may remain in our backlog for extended periods of time. Revenue recognition occurs over long periods of time and is subject to unanticipated delays. If we receive relatively large orders in any given quarter, fluctuations in the levels of our quarterly backlog can result because the backlog in that quarter may reach levels that may not be sustained in subsequent quarters. As a result, our backlog may not be indicative of our future revenues. With rare exceptions, we are not issued contracts until a customer is ready to start work on a project. Thus, it is our experience that the only relation between the length of a project and the possibility that a project may be cancelled is simply the fact that there is more time involved. In a year long project there is more time for the customer to have some business downturn causing him to cancel than there is in a three-month project.

*Our gross margins are affected by shifts in our product mix.*

Certain of our products have higher gross profit margins than others. Consequently, changes in the product mix of our sales from quarter-to-quarter or from year-to-year can have a significant impact on our reported gross profit margins. For example, in the fourth quarter of 2007, we experienced a decrease in gross margin as a percent of net sales due to a change in product mix and a large automotive contract with a lower gross margin. Certain of our products also have a much higher internally manufactured cost component. Therefore, changes from quarter-to-quarter or from year-to-year can have a significant impact on our reported gross margins. In addition, contracts with a higher percentage of subcontracted work or equipment purchases may result in lower gross profit margins.

*If our goodwill or intangibles becomes impaired, we may be required to recognize charges that would reduce our net income or increase our net loss.*

As of December 31, 2007, goodwill and intangibles represented approximately \$18.3 million, or 19.1% of our total assets. Under Statement of Financial Accounting Standard No. 142, "Goodwill and Other Intangible Assets," goodwill and indefinite lived intangible assets, are no longer amortized, but instead are subject to impairment evaluation based on related estimated fair values, with such testing to be done at least annually. While, to date, no impairment write-downs have been necessary, any write-down of goodwill or intangible assets resulting from future periodic evaluations would, as applicable, either decrease our net income or increase our net loss and those decreases or increases could be material.

## **Risks Related to Our Operations and Industry**

*We face significant competition in the markets we serve.*

The industries in which we compete are all highly competitive and highly fragmented. We compete against a number of local, regional and national contractors and manufacturers in each of our product or service lines, many of which have been in existence longer than us and some of which have substantially greater financial resources than we do. Our products primarily compete on the basis of price, performance, speed of delivery, quality, customer support and single source responsibility. We believe new entrants that are large corporations may be able to compete with us on the basis of price and as a result may have a material adverse affect on the results of our operations. In addition, we cannot assure you that other companies will not develop new or enhanced products that are either more effective than ours or would render our products non-competitive or obsolete. Any failure by us to compete effectively in the markets we serve could have a material adverse effect on our business, results of operations and financial condition.

*Increasing costs for manufactured components, raw materials, transportation, health care and energy prices may adversely affect our profitability.*

We use a broad range of manufactured components and raw materials in our products, including raw steel, steel-related components, filtration media, and equipment such as fans, motors, etc. Materials comprise the largest component of our costs, representing over 68% of the costs of our net sales in fiscal 2007. Further increases in the price of these items could further materially increase our operating costs and materially adversely affect our profit margins. Similarly, transportation and health care costs have risen steadily over the past few years and represent an increasingly important burden for us. Although we try to contain these costs wherever possible, and although we try to pass along increased costs in the form of price increases to our customers, we may be unsuccessful in doing so for competitive reasons, and even when successful, the timing of such price increases may lag significantly behind our incurrence of higher costs.

*Our business is affected by the health of the markets we serve.*

Our financial performance depends, in large part, on varying conditions in the markets that we serve, particularly the general industrial markets. Demand in these markets fluctuates in response to overall economic

conditions, although the replacement nature of our products helps mitigate the effects of these changes. Economic downturns in the markets we serve may result in reductions in sales and pricing of our products and services, which could reduce future earnings and cash flow.

*We rely on a few key employees whose absence or loss could disrupt our operations or be adverse to our business.*

We are highly dependent on the experience of our management in the continuing development of our operations. The loss of the services of certain of these individuals would have a material adverse effect on our business. Although we have employment and non-competition agreements with certain of our key employees, as a practical matter, those agreements will not assure the retention of our employees, and we may not be able to enforce all of the provisions in any employment or non-competition agreement. Our future success will depend in part on our ability to attract and retain qualified personnel to manage our development and future growth. We cannot assure you that we will be successful in attracting and retaining such personnel. Our failure to recruit additional key personnel could have a material adverse effect on our business, financial condition and results of operations.

*We may make future acquisitions, which involve numerous risks that could impact our business and results of operations.*

Our operating strategy involves horizontally expanding our scope of products and services through selective acquisitions and the formation of new business units that are then vertically integrated into our growing family of turnkey system providers. We have acquired, and intend to selectively acquire, other businesses, product or service lines, assets or technologies that are complementary to our business. We may be unable to find or consummate future acquisitions at acceptable prices and terms. We continually evaluate potential acquisition opportunities in the ordinary course of business, including those that could be material in size and scope. Acquisitions involve numerous risks, including:

- difficulties in integrating the acquired businesses, product or service lines, assets or technologies;
- diverting management's attention from normal daily operations of the business;
- entering markets in which we have no or limited direct prior experience and where competitors in such markets have stronger market positions;
- unanticipated costs and exposure to undisclosed or unforeseen liabilities;
- potential loss of key employees and customers of the acquired businesses, product or service lines, assets or technologies;
- our ability to properly establish and maintain effective internal controls over an acquired company; and
- increasing demands on our operational and information technology systems.

Although we conduct what we believe to be a prudent level of investigation regarding the operating and financial condition of the businesses, product or service lines, assets or technologies we purchase, an unavoidable level of risk remains regarding their actual operating and financial condition. Until we actually assume operating control of these businesses, product or service lines, assets or technologies, we may not be able to ascertain the actual value or understand the potential liabilities. This is particularly true with respect to non-U.S. acquisitions.

In addition, acquisitions of businesses may require additional debt or equity financing, resulting in additional leverage or dilution of ownership. Our Bank Facility contains certain covenants that limit, or which may have the effect of limiting, among other things acquisitions, capital expenditures, the sale of assets and the incurrence of additional indebtedness.

*Our manufacturing operations are dependent on third-party suppliers.*

Although we are not dependent on any one supplier, we are dependent on the ability of our third-party suppliers to supply our raw materials, as well as certain specific component parts. We purchase all of our chemical grade fiberglass from one domestic supplier, which we believe is the only domestic supplier of such fiberglass, and certain specialty items from only two domestic suppliers. These items also can be purchased from foreign suppliers. Failure by our third-party suppliers to meet our requirements could have a material adverse effect on us. We cannot assure you that our third-party suppliers will dedicate sufficient resources to meet our scheduled delivery requirements or that our suppliers will have sufficient resources to satisfy our requirements during any period of sustained demand. Failure of manufacturers or suppliers to supply, or delays in supplying, our raw materials or certain components, or allocations in the supply of certain high demand raw components could materially adversely affect our operations and ability to meet our own delivery schedules on a timely and competitive basis.

*Our disclosure controls and procedures and internal control over financial reporting were determined not to be effective as of December 31, 2007, as evidenced by the material weaknesses that existed in our internal controls. Our disclosure controls and procedures and internal control over financial reporting may not be effective in future periods, as a result of existing or newly identified material weaknesses in internal controls.*

Our management reported material weaknesses in our internal control over financial reporting at the end of 2007. A material weakness is a deficiency, or a combination of deficiencies, that adversely affects a company's ability to initiate, authorize, record, process, or report external financial data reliably in accordance with generally accepted accounting principles such that there is a reasonable possibility that a material misstatement of the annual or interim financial statements will not be prevented or detected. Our management concluded that as of December 31, 2007, we did not maintain effective internal control over financial reporting and concluded that our disclosure controls and procedures were not effective to provide reasonable assurance that financial information we are required to disclose in our reports under the Exchange Act was recorded, processed, summarized and reported accurately. See "Management's Annual Report on Internal Control Over Financial Reporting."

Although we have commenced plans to remediate the material weaknesses and will continue to execute plans to remediate the material weaknesses reported as of December 31, 2007, there can be no assurance as to when the remediation plans will be fully implemented, nor can there be any assurance that additional material weaknesses will not be identified in the future. We have additional work remaining to remediate our material weaknesses in internal control over financial reporting. Until our remediation efforts are completed, we will continue to be at an increased risk that our financial statements could contain errors that will be undetected, and we will continue to incur significant expense and management burdens associated with the additional procedures required to prepare our consolidated financial statements.

In addition, our report on internal controls over financial reporting for the fiscal year ended December 31, 2007 did not include an assessment of the internal controls of Effox Inc. or GMD Environmental Technologies, Inc. We are not required to include Effox or GMD Environmental Technologies, Inc., in our report on internal controls until our annual report on Form 10-K for the fiscal year ending December 31, 2008. Unanticipated factors may hinder the effectiveness or delay the integration of our combined internal control systems post-acquisition. In addition, we acquired the assets of Fisher -Klosterman, Inc. in February 2008. We cannot be certain as to whether we will be able to establish an effective, unified system of internal controls over financial reporting in a timely manner, or at all.

*Failure to maintain adequate internal controls could adversely affect our business.*

Commencing with the fiscal year ended 2007, under Section 404 of the Sarbanes-Oxley Act of 2002, we are required to include in each of our annual reports on Form 10-K, a report containing our management's assessment of the effectiveness of our internal control over financial reporting and an attestation of our

independent auditors. These laws, rules and regulations continue to evolve and could become increasingly stringent in the future. We have undertaken actions to enhance our ability to comply with the requirements of the Sarbanes-Oxley Act of 2002, including, but not limited to, the engagement of consultants, the documentation of existing controls and the implementation of new controls or modification of existing controls as deemed appropriate.

In connection with management's review of our disclosure controls and procedures as of December 31, 2007, management concluded that our controls and procedures are not effective as of the end of such period, in ensuring that the information we are required to disclose in reports that we file or submit under the Exchange Act is recorded, processed, summarized and reported within the time periods specified in SEC rules and forms and is accumulated and communicated to management, including our Chief Executive Officer and Chief Financial Officer, as appropriate to allow timely discussions regarding required disclosure. This conclusion was based on the existence of the material weaknesses in our internal control over financial reporting pertaining to (i) segregation of duties, (ii) information technology applications and infrastructure, (iii) entity level controls and (iv) financial close and reporting process.

We continue to devote substantial time and resources to the documentation and testing of our controls, and to planning for and implementation of remedial efforts in those instances where remediation is indicated. If we fail to maintain the adequacy of our internal controls, as such standards are modified, supplemented or amended from time to time, we could be subject to regulatory actions, civil or criminal penalties or shareholder litigation. In addition, failure to maintain adequate internal controls could result in financial statements that do not accurately reflect our financial condition, results of operations and cash flows. We believe that the out-of-pocket costs, the diversion of management's attention from running our day-to-day operations and operational changes caused by the need to comply with the requirements of Section 404 will continue to be significant. The material weaknesses in the effectiveness of our internal control over financial reporting could result in an increased chance of fraud, reduce our ability to obtain financing and require additional expenditures to comply with the Section 404 requirements, each of which could negatively impact our business, profitability and financial condition.

*There are inherent limitations in all internal control systems over financial reporting, and misstatements due to error or fraud may occur and not be detected.*

While we continue to take action to ensure compliance with the internal control, disclosure control and other requirements of the Sarbanes-Oxley Act of 2002 and the rules and regulations promulgated by the SEC implementing these requirements, there are inherent limitations in our ability to control all circumstances. Our management, including our Chief Executive Officer and Chief Financial Officer, does not expect that our internal controls and disclosure controls will prevent all error and all fraud. A control system, no matter how well conceived and operated, can provide only reasonable, not absolute, assurance that the objectives of the control system are met. In addition, the design of a control system must reflect the fact that there are resource constraints and the benefit of controls must be evaluated in relation to their costs. Because of the inherent limitations in all control systems, no evaluation of controls can provide absolute assurance that all control issues and instances of fraud, if any, in our company have been detected. These inherent limitations include the realities that judgments in decision-making can be faulty and that breakdowns can occur because of simple error or mistake. Further, controls can be circumvented by individual acts of some persons, by collusion of two or more persons, or by management override of the controls. The design of any system of controls also is based in part upon certain assumptions about the likelihood of future events, and there can be no assurance that any design will succeed in achieving its stated goals under all potential future conditions. Over time, a control may be inadequate because of changes in conditions or the degree of compliance with the policies or procedures may deteriorate. Because of inherent limitations in a cost-effective control system, misstatements due to error or fraud may occur and not be detected.

*Our operations outside of the United States are subject to political, investment and local business risks.*

In 2007, approximately 9% of our total revenue was derived from products or services ultimately delivered or provided to end-users outside the United States. As part of our operating strategy, we intend to expand our international operations through internal growth and selected acquisitions. Operations outside of the United States, particularly in emerging markets, are subject to a variety of risks which are different from or additional to the risks we face within the United States. Among others, these risks include:

- local political and social conditions, including potential hyperinflationary conditions and political instability in certain countries;
- imposition of limitations on the remittance of dividends and payments by foreign subsidiaries;
- adverse currency exchange rate fluctuations, including significant devaluations of currencies;
- tax-related risks, including the imposition of taxes and the lack of beneficial treaties, that result in a higher effective tax rate for us;
- difficulties in enforcing agreements and collecting receivables through certain foreign local systems;
- domestic and foreign customs, tariffs and quotas or other trade barriers;
- increased costs for transportation and shipping;
- difficulties in protecting intellectual property;
- risk of nationalization of private enterprises by foreign governments;
- managing and obtaining support and distribution channels for overseas operations;
- hiring and retaining qualified management personnel for our overseas operations;
- imposition or increase of restrictions on investment; and
- required compliance with a variety of local laws and regulations which may be materially different than those to which we are subject in the United States.

The occurrence of one or more of the foregoing factors could have a material adverse effect on our international operations or upon the financial condition and results of operations.

*If we do not develop improved products and new products in a timely manner in response to industry demands, our business and revenues will be adversely affected.*

The air pollution control and filtration industry is characterized by ongoing technological developments and changing customer requirements. As a result, our success and continued growth depend, in part, on our ability in a timely manner to develop or acquire rights to, and successfully introduce into the marketplace, enhancements of existing products or new products that incorporate technological advances, meet customer requirements and respond to products developed by our competition. We cannot assure you that we will be successful in developing or acquiring such rights to products on a timely basis or that such products will adequately address the changing needs of the marketplace.

*Our industry has recently experienced shortages in the availability of qualified personnel. Any difficulty we experience replacing or adding qualified personnel could adversely affect our business.*

Our operations require the services of employees having technical training and experience in our business. As a result, our operations depend on the continuing availability of such personnel. Shortages of qualified personnel are occurring in our industry. If we should suffer any material loss of personnel to competitors, or be unable to employ additional or replacement personnel with the requisite level of training and experience, our operations could be adversely affected. A significant increase in the wages paid by other employers could result in a reduction in our workforce, increases in wage rates, or both.

*Our business can be significantly affected by changes in technology and regulatory standards.*

The air pollution control and filtration industry is characterized by changing technology, competitively imposed process standards and regulatory requirements, each of which influences the demand for our products and services. Changes in legislative, regulatory or industrial requirements may render certain of our filtration products and processes obsolete. Acceptance of new products and services may also be affected by the adoption of new government regulations requiring stricter standards. Our ability to anticipate changes in technology and regulatory standards and to develop and introduce new and enhanced products successfully on a timely basis will be a significant factor in our ability to grow and to remain competitive. We cannot assure you that we will be able to achieve the technological advances that may be necessary for us to remain competitive or that certain of our products or services will not become obsolete.

*We might be unable to protect our intellectual property rights and our products could infringe the intellectual property rights of others, which could expose us to costly disputes.*

We hold various patents and licenses relating to certain of our products. We cannot assure you as to the breadth or degree of protection that existing or future patents, if any, may afford us, that our patents will be upheld, if challenged, or that competitors will not develop similar or superior methods or products outside the protection of any patent issued to us. Although we believe that our products do not and will not infringe patents or violate the proprietary rights of others, it is possible that our existing patent rights may not be valid or that infringement of existing or future patents or proprietary rights may occur. In the event our products infringe patents or proprietary rights of others, we may be required to modify the design of our products or obtain a license for certain technology. We cannot assure you that we will be able to do so in a timely manner, upon acceptable terms and conditions, or at all. Failure to do any of the foregoing could have a material adverse effect upon our business. In addition, we cannot assure you that we will have the financial or other resources necessary to enforce or defend a patent infringement or proprietary rights violations action which may be brought against us. Moreover, if our products infringe patents or proprietary rights of others, we could, under certain circumstances, become liable for damages, which also could have a material adverse effect on our business.

*Work stoppages or similar difficulties could significantly disrupt our operations.*

As of February 29, 2008, 390 of our 683 employees are represented by international or independent labor unions under various union contracts that expire from April 2008 to June 2010. It is possible that our workforce will become more unionized in the future. Although we consider our employee relations to generally be good, our existing labor agreements may not prevent a strike or work stoppage at one or more of our facilities in the future and we may be affected by other labor disputes. A work stoppage at one or more of our facilities may have a material adverse effect on our business. Unionization activities could also increase our costs, which could have an adverse effect on our profitability.

Additionally, a work stoppage at one of our suppliers could adversely affect our operations if an alternative source of supply were not readily available. Stoppages by employees of our customers also could result in reduced demand for our products.

*We may incur material costs as a result of product liability claims, which could adversely affect our business, results of operations and financial condition and cash flows.*

Despite our quality assurance measures, defects may occur in our products and we may be exposed to product liability claims in the event that the use of our products results, or is alleged to result, in bodily injury and/or property damage or our products actually or allegedly fail to perform as expected. While we maintain insurance coverage with respect to certain product liability claims, we may not be able to obtain such insurance on acceptable terms in the future, if at all, and any such insurance may not provide adequate coverage against product liability claims. In addition, product liability claims can be expensive to defend and can divert the attention of management and other personnel for significant periods of time, regardless of the ultimate outcome.

An unsuccessful defense of a product liability claim could have an adverse affect on our business, results of operations and financial condition and cash flows. Even if we are successful in defending against a claim relating to our products, claims of this nature could cause our customers to lose confidence in our products and our company.

*Liability to customers under warranties may adversely affect our reputation, our ability to obtain future business and our earnings.*

We provide warranties as to the proper operation and conformance to specifications of the products we manufacture. Failure of our products to operate properly or to meet specifications may increase our costs by requiring additional engineering resources and services, replacement of parts and equipment or monetary reimbursement to a customer. We have in the past received warranty claims, and we expect to continue to receive them in the future. To the extent that we incur substantial warranty claims in any period, our reputation, our ability to obtain future business and our earnings could be adversely affected.

*We may become liable for the obligations of our subcontractors.*

We act as prime contractor on a majority of the construction projects we undertake. In our capacity as prime contractor and when acting as a subcontractor, we perform most of the work on our projects with our own resources and typically subcontract only such specialized activities as electrical work, concrete work, insulation, conveyors, controls, etc. In our industry, the prime contractor is normally responsible for the performance of the entire contract, including subcontract work. Thus, when acting as a prime contractor, we are subject to the risk associated with the failure of one or more subcontractors to perform as anticipated.

*Our business is subject to risks of terrorist acts, acts of war and natural disasters.*

Terrorist acts, acts of war, or national disasters may disrupt our operations and information and distribution systems, as well as those of our customers. These types of acts have created, and continue to create, economic and political uncertainties and have contributed to global economic instability. Future terrorist activities, military or security operations, or natural disasters could weaken the domestic/global economies and create additional uncertainties, thus forcing our customers to reduce their capital spending, or cancel or delay already planned construction projects, which could have a material adverse impact on our business, operating results and financial condition.

### **Risks Related to Our Common Stock**

*Our executive officers and directors are able to exercise significant influence over CECO, and their interests may conflict with those of our other stockholders.*

As of March 10, 2008, our executive officers and directors beneficially own approximately 24% of our outstanding common stock, assuming the exercise of currently exercisable warrants and options held by them. The interests of management with respect to matters potentially or actually involving or affecting us, such as future acquisitions, financings and other corporate opportunities and attempts to acquire us, may conflict with the interests of our other stockholders. Management's continued concentrated ownership may have the effect of delaying or preventing a change of control of us, including transactions in which stockholders might otherwise receive a premium for their shares over then current market prices.

*We have engaged in the past, and continue to engage, in related party transactions and such transactions present possible conflicts of interest.*

We have engaged in the past, and continue to engage, in several related party transactions, including management consulting services, and office space and other expenses related to our Toronto office. All such transactions were approved by the Audit Committee of our Board of Directors, which believed that the

transactions were in our best interest. Transactions of this nature present the possibility of a conflict of interest whereby the other party may advance its economic or business interests or objectives that may conflict with or be contrary to our best interests. Any such conflict could have a material adverse effect on our financial conditions and results of operations.

*The limited liquidity for our common stock could affect your ability to sell your shares at a satisfactory price.*

Our common stock is relatively illiquid. As of March 10, 2008, we had 14,900,452 shares of common stock outstanding. The average daily trading volume in our common stock during the 60 calendar days ended February 28, 2008 was approximately 91,360 shares. A more active public market for our common stock, however, may not develop, which would continue to adversely affect the trading price and liquidity of our common stock. Moreover, a thin trading market for our stock causes the market price for our common stock to fluctuate significantly more than the stock market as a whole. Without a large float, our common stock is less liquid than the stock of companies with broader public ownership and, as a result, the trading prices of our common stock may be more volatile. In addition, in the absence of an active public trading market, you may be unable to liquidate your investment in us at a satisfactory price.

*The market price of our common stock may be volatile or may decline regardless of our operating performance.*

The market price of our common stock has experienced, and may continue to experience, substantial volatility. During the twelve-month period ended February 28, 2008, the sale prices of our common stock on The Nasdaq Global Market has ranged from a low of \$7.77 to a high of \$18.14 per share. We expect our common stock to continue to be subject to fluctuations. Broad market and industry factors may adversely affect the market price of our common stock, regardless of our actual operating performance. Factors that could cause fluctuation in the stock price may include, among other things:

- actual or anticipated variations in quarterly operating results;
- announcements of technological advances by us or our competitors;
- current events affecting the political and economic environment in the United States;
- conditions or trends in our industry, including demand for our products and services, technological advances and governmental regulations;
- litigation involving or affecting us;
- changes in financial estimates by us or by any securities analysts who might cover our stock; and
- additions or departures of our key personnel.

The realization of any of these risks and other factors beyond our control could cause the market price of our common stock to decline significantly.

*The number of shares of our common stock eligible for future sale could adversely affect the market price of our stock.*

We have reserved 2.0 million shares of our common stock for issuance under our 2007 Equity Incentive Plan (“2007 Plan”), which may include option grants, stock grants and restricted stock grants. As of December 31, 2007, 140,208 shares of stock or restricted stock have been issued under the 2007 Plan. We had outstanding options to purchase 330,105 shares of our common stock as of December 31, 2007 under our 1997 Stock Option Plan. The shares under both plans are registered for resale on currently effective registration statements. We also have additional outstanding options and warrants to purchase 750,500 shares, which were not issued under either of the plans, as of December 31, 2007. Green Diamond, an affiliate of Phillip DeZwirek and Jason DeZwirek, owns warrants to purchase 250,000 shares of common stock that have piggy-back rights granting it the right to require that we register such shares in the event we file any registration statements in the future.

We may issue additional restricted securities or register additional shares of common stock under the Securities Act of 1933, as amended (the “Securities Act”) in the future. The issuance of a significant number of shares of common stock upon the exercise of stock options or warrants, or the availability for sale, or resale, of a substantial number of the shares of common stock under registration statements, under Rule 144 or otherwise, could adversely affect the market price of the common stock.

*Issuance of shares under our stock incentive plan or in connection with financing transactions will dilute current stockholders.*

Pursuant to our stock incentive plan, our management is authorized to grant stock awards to our employees, directors and consultants. You will incur dilution upon exercise of any outstanding stock awards. In addition, if we raise additional funds by issuing additional common stock, or securities convertible into or exchangeable or exercisable for common stock, further dilution to our existing stockholders will result, and new investors could have rights superior to existing stockholders.

*Our ability to issue preferred stock could adversely affect the rights of holders of our common stock.*

Our certificate of incorporation authorizes us to issue up to 10,000 shares of preferred stock in one or more series on terms that may be determined at the time of issuance by our board of directors. Accordingly, we may issue shares of any series of preferred stock that would rank senior to the common stock as to voting or dividend rights or rights upon our liquidation, dissolution or winding up.

*Certain provisions in our charter documents have anti-takeover effects.*

Certain provisions of our certificate of incorporation and bylaws may have the effect of delaying, deferring or preventing a change in control of us. Such provisions, including those limiting who may call special stockholders’ meetings, together with the possible issuance of our preferred stock without stockholder approval, may make it more difficult for other persons, without the approval of our board of directors, to make a tender offer or otherwise acquire substantial amounts of our common stock or to launch other takeover attempts that a stockholder might consider to be in such stockholder’s best interest.

*Because we have no plans to pay any dividends for the foreseeable future, investors must look solely to stock appreciation for a return on their investment in us.*

We have never paid cash dividends on our common stock and do not anticipate paying any cash dividends in the foreseeable future. We currently intend to retain any future earnings to support our operations and growth. Any payment of cash dividends in the future will be dependent on the amount of funds legally available, our earnings, financial condition, capital requirements and other factors that our board of directors may deem relevant. Additionally, our Bank Facility restricts the payment of dividends. Accordingly, investors must rely on sales of their common stock after price appreciation, which may never occur, as the only way to realize any future gains on their investment. Investors seeking cash dividends should not purchase our common stock.

**Item 1B. Unresolved Staff Comments**

Not Applicable.

**Item 2. Properties**

Our principal operating offices are headquartered in Cincinnati, Ohio at a 236,178 square foot facility that we own.

We have an executive office in Toronto, Canada, at facilities maintained by affiliates of our Chief Executive Officer and Chairman of the Board and Secretary, who work at the Toronto office. We reimburse such affiliate

\$10,000 per month for the use of the space and other office expenses. We believe that the terms of the reimbursement arrangements were negotiated on an arm's length basis and were made on terms no less favorable than could have been obtained from other third parties.

We own a 33,000 square foot facility in Indianapolis, Indiana, a 35,000 square foot facility in Louisville, Kentucky and a 33,000 square foot facility in Lexington, Kentucky.

We lease the following facilities:

<u>Location</u>	<u>Square Footage</u>	<u>Annual Rent</u>	<u>Expiration</u>	<u>Type</u>
Cincinnati, Ohio . . . . .	96,400	\$411,700	November 2011	Mfg.
Columbia, Tennessee . . . . .	34,800	\$127,000	August 2010	Mfg.
Greensboro, North Carolina . . .	30,000	\$122,400	August 2011	Mfg.
Detroit, Michigan . . . . .	38,590	\$116,000	April 2009	Mfg.
Defiance, Ohio . . . . .	10,000	\$ 36,000	October 2012	Mfg.
Pittsburgh, Pennsylvania . . . . .	4,000	\$ 55,000	May 2011	Sales
Chicago, Illinois . . . . .	1,250	\$ 21,200	January 2009	Sales
Conshohocken, Pennsylvania . . . . .	30,000	\$198,300	April 2011	Mfg.
Canton Mississippi . . . . .	20,100	\$ 35,900	July 2010	Mfg.
Chennai, India . . . . .	6,600	\$ 20,800	July, 2008	Mfg.
Greenville, South Carolina . . . .	500	\$ 5,600	August 2010	Sales
Fort Worth, Texas . . . . .	19,325	\$ 61,740	October 2013	Mfg.
Louisville, Kentucky . . . . .	61,095	\$ 98,700	March 2013	Mfg.
Shanghai, China . . . . .	40,000	\$225,000	February 2010	Mfg.

It is anticipated that all leases coming due in the near future will be renewed at expiration.

All properties owned are subject to collateral mortgages to secure the amounts owed under the Bank Facility.

In 2007, we increased our leased space by 129,575 square feet and in February 2008, we further increased our leased space by 101,000 feet through the acquisition of FKI, which leases properties in Louisville, Kentucky and Shanghai, China. Our current capacity, with limited capital additions, is expected to be sufficient to meet production requirements for the near future. We believe our production facilities are suitable and can meet our future production needs.

**Item 3. Legal Proceedings**

There are no material pending legal proceedings to which our Company or any of our subsidiaries is a party or to which any of our property is subject.

**Item 4. Submission of Matters to a Vote of Security Holders**

There was no matter submitted to the vote of the shareholders during the fourth quarter of 2007.

## PART II

### Item 5. *Market for the Registrant's Common Equity, Related Stockholder Matters and Issuer Purchases of Equity Securities*

#### Market Information

Our common stock is traded on the NASDAQ Global Market under the symbol "CECE." The following table sets forth the high and low common stock sales prices as reported by the NASDAQ Global Market or the NASDAQ SmallCap Market during the periods indicated.

<u>2006</u>	<u>High</u>	<u>Low</u>	<u>2007</u>	<u>High</u>	<u>Low</u>
1st Quarter	10.00	5.61	1st Quarter	18.14	9.50
2nd Quarter	12.93	6.78	2nd Quarter	15.08	10.90
3rd Quarter	10.96	6.95	3rd Quarter	16.25	10.59
4th Quarter	11.18	7.60	4th Quarter	16.29	9.60

#### Holdings

The approximate number of registered shareholders of record of our common stock as of March 1, 2008 was 226, although there is a larger number of beneficial owners.

#### Dividends

We have never paid cash dividends on our common stock and we do not anticipate paying any cash dividends in the foreseeable future. We are party to various loan documents which prevent us from paying any dividends.

#### Recent Sales of Unregistered Securities

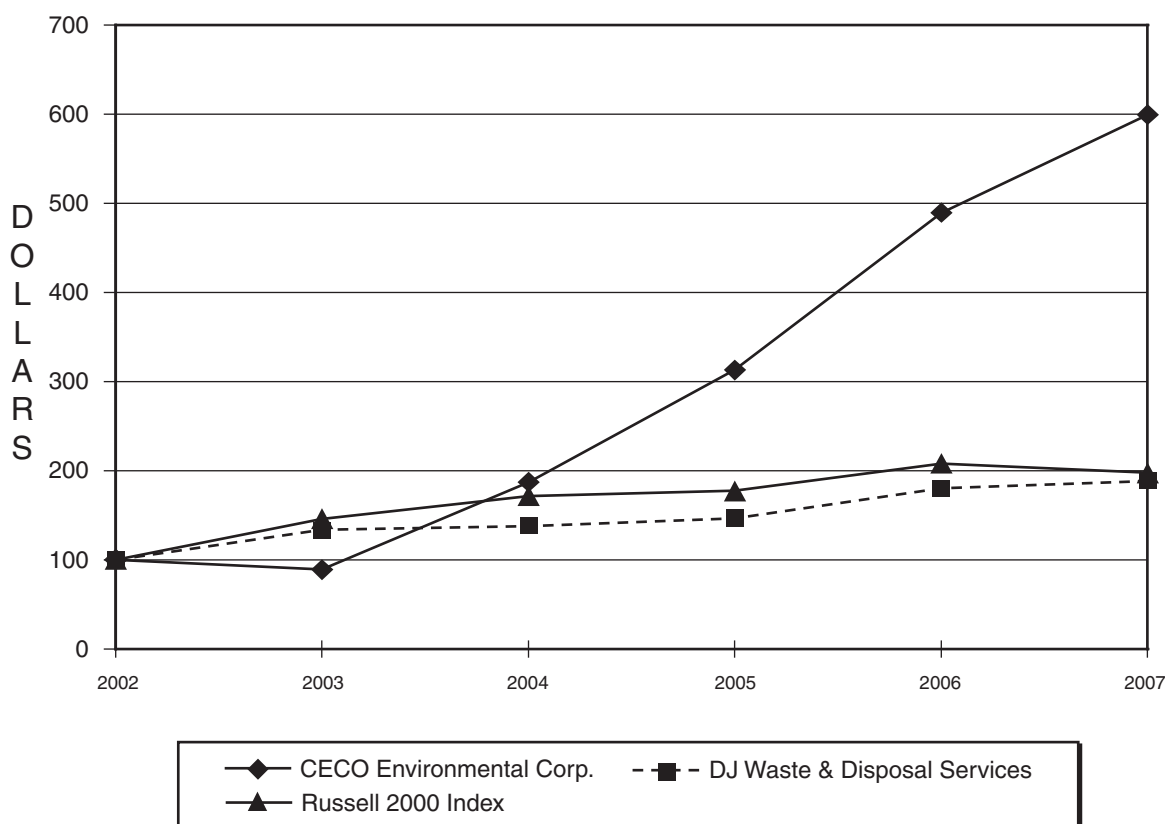
Not Applicable.

## Performance Graph

This stock performance graph is furnished and shall not be deemed to be incorporated by reference by any general statement incorporating by reference this annual report into any filing under the Securities Act or under the Securities Exchange Act of 1934, as amended (the "Exchange Act") except to the extent that the Company specifically incorporates this information by reference, and shall not otherwise be deemed filed under such Acts.

The line graph below compares the annual percentage change in CECO's cumulative total shareholder return on its Common Stock with the cumulative total return of the Russell 2000 Stock Index (a broad-based market index) and the Dow Jones Waste and Disposal Services Index for the five-year period ending December 28, 2007. The graph and table assumes \$100 invested on January 1, 2003 in CECO's Common Stock, the Russell 2000 Stock Index and the Dow Jones Waste and Disposal Services Index and that all dividends were reinvested. The Dow Jones Waste and Disposal Services Index total return is weighted by market capitalization.

COMPARISON OF 5-YEAR CUMULATIVE TOTAL RETURN  
AMONG CECO ENVIRONMENTAL CORP.,  
RUSSELL 2000 INDEX AND DOW JONES WASTE & DISPOSAL SERVICES



Company/Index/Market	Fiscal Year Ending					
	12/31/2002	12/31/2003	12/31/2004	12/30/2005	12/29/2006	12/31/2007
Ceco Environmental Corp. . . . .	100.00	89.19	185.95	310.27	484.86	593.51
DJ Waste & Disposal Services . . . . .	100.00	132.96	137.54	145.87	179.24	187.44
Russell 2000 Index . . . . .	100.00	145.37	170.81	176.48	206.61	196.40

## Item 6. Selected Financial Data

The following table sets forth our selected financial information. The financial information for the years ended December 31, 2007, 2006 and 2005 has been derived from our audited consolidated financial statements included elsewhere in this Annual Report. The financial information for the year ended December 31, 2004 and as of December 31, 2003 has been derived from our audited consolidated financial statements not included in this Annual Report. This historical selected financial information may not be indicative of our future performance and should be read in conjunction with the information contained in “Management’s Discussion and Analysis of Financial Condition and Results of Operations” and the consolidated financial statements and the related notes included elsewhere in this Annual Report.

	Year Ended December 31,				
	2007	2006	2005	2004	2003
	(in thousands, except per share amount)				
Statement of operations information:					
Net sales <sup>2</sup>	\$235,953	\$135,359	\$81,521	\$69,366	\$68,159
Gross profit, excluding depreciation and amortization <sup>2</sup>	40,405	24,098	17,000	13,095	13,011
Depreciation and amortization <sup>2</sup>	1,623	1,229	1,167	1,254	1,245
Operating income <sup>2</sup>	12,634	6,047	3,525	1,185	1,364
Net income (loss) <sup>2</sup>	6,305	3,094	(435)	(928)	(667)
Basic net income (loss) per share <sup>1 2</sup>	.47	.27	(.04)	(.09)	(.07)
Diluted net income (loss) per share <sup>2</sup>	.45	.24	(.04)	(.09)	(.07)
Weighted average shares outstanding (in thousands) <sup>3</sup>					
Basic	13,457	11,260	9,993	9,993	9,852
Diluted	14,042	12,890	9,993	9,993	9,852
	At December 31,				
	2007	2006	2005	2004	2003
	(dollars in thousands)				
Balance sheet information:					
Working capital <sup>2</sup>	\$ 21,220	\$ 14,311	\$ 3,602	\$ 1,910	\$ 3,709
Total assets <sup>2</sup>	96,535	63,188	42,900	43,441	41,154
Short-term debt	278	620	1,568	4,188	2,094
Long-term debt	4,429	15,714	12,847	11,894	13,388
Stockholders equity <sup>2</sup>	40,926	14,923	6,783	7,249	8,030

<sup>1</sup> Basic earnings (loss) per common share are calculated by dividing income (loss) by the weighted average number of common shares outstanding during the period.

<sup>2</sup> Selected financial data for 2007 includes the results of Effox, Inc. which was acquired on March 1, 2007 and GMD, Inc. which was acquired on October 31, 2007.

<sup>3</sup> Includes an additional 3,115,525 shares issued in a secondary offering in May 2007

## **Item 7. *Management's Discussion and Analysis of Financial Condition and Results of Operations***

### **Overview**

We are one of the leading providers of air-pollution control products and services. These products and services are marketed under the "Kirk & Blum", "CECO Filters", "CECOaire", "Busch International", "CECO Abatement Systems", "kdb/Technic", "K&B Duct", "Effox", "GMD", and "H.M. White" trade names. Our revenues are generated by our services of engineering and designing as well as building equipment, and installing systems that capture, clean and destroy airborne contaminants from industrial facilities and equipment that controls emissions from such facilities. We have a diversified base of more than 3,000 active customers among a myriad of industries including aerospace, brick, cement, ceramics, metalworking, ethanol, printing, paper, food, foundries, power plants, metal plating, woodworking, chemicals, tobacco, glass, automotive, and pharmaceuticals. Therefore, our business is not concentrated in a single industry or customer.

Our return to profitability in 2006 and 2007 after several years of losses is directly related to an increase in the level of pollution control capital expenditures which is being driven by an elevated focus on environmental issues such as global warming and energy saving alternatives as well as a U.S. Government supported effort to reduce our independence on foreign oil through the use of bio-fuels like ethanol and electrical energy generated by our abundant domestic supply of coal.

We continue to focus on increasing revenues and profitability. Our operating strategy involves horizontally expanding our scope of products and services through selective acquisitions and the formation of new business units that are then vertically integrated into our growing family of turnkey system providers. By employing this strategy, we have expanded our business and increased our revenues by adding CECO Abatement Systems, CECOaire, K&B Duct, CECO Filters, India, H.M. White, CECO Energy Management, Effox, and GMD. We also recently acquired FKI as part of such strategy. At the same time, we have been able to consolidate these new entities into our existing corporate structure without increasing costs proportionally.

Much of our business is driven by various regulatory standards and guidelines governing air quality in and outside factories. Favorable conditions in the economy generally lead to plant expansions and construction of new industrial sites. Economic expansion provides us with the potential to increase and accelerate levels of growth. However, as we have seen in the past three years, in a weak economy customers tend to lengthen the time between inquiry and order or may defer purchases.

### **Operations Overview**

Our contracts are obtained either through competitive bidding or as a result of negotiations with our customers. Contract terms offered by us are generally dependent on the complexity and risk of the project as well as the resources that will be required to complete the project. For example, a contract that can be performed primarily by subcontractors and that does not require us to use our fabrication and assembly facilities can be quoted at a lower gross margin than a more typical contract that will require additional factory overhead and administrative expenses. Our focus is on increasing our operating margins as well as our gross margin percentage which translates into higher net income. Our sales typically peak in the fourth quarter due to a tendency of customers to want to fully utilize annual capital budgets and due to the fact that many industrial facilities shut down for the holiday season and that creates demand for maintenance and renovation work that can be done at no other time.

CECO Filters secures international sales through the efforts of its operation in India and also through a network of sales representatives around the globe. System sales, such as those secured by Busch and Kirk & Blum, are secured through relationships built up over the years in various industries. Some of these relationships are at American companies building plants overseas and some are through the global reputation of Busch, Kirk & Blum and H.M. White have both long done business in Mexico. In March of 2007 a full time salesperson has been hired in Mexico and we believe that we will be able to start a Mexican operation eventually that mirrors Kirk & Blum's satellite plants.

Cost of sales include approximately 68% material and 15% labor, plus subcontracting costs and factory overhead. Our cost of sales is principally driven by a number of factors including material prices and labor cost and availability. Changes in these factors may have a material impact on our overall gross profit margins. For example, in larger contracts, we may incur sub-contract work or direct equipment purchases, which may only be marked-up to a limited extent and consequently, the gross margins of the Company are affected. However, profitability is enhanced through the absorption of fixed operating costs, including SG&A and factory overhead.

We break down costs of sales into four categories. They are:

- Labor- Our direct labor both in the shop and in the field;
- Material- Raw material, mostly steel, that we buy to build our products;
- Equipment- Fans, motors, control panels, etc. necessary for turnkey systems; and
- Subcontracts- Electrical work, concrete work, etc. necessary for turnkey systems.

In general, labor is the factor we are able to mark up the most followed by material and equipment and subcontracts. Across our various product lines the relative relationships of these factors changes thus causing variations in gross margin percentage. Material costs have also increased faster than labor costs, which also reduces gross margin percentage. The important factor is that gross margin dollars increase as do operating margin dollars and percentages.

Selling and administrative expense principally includes advertising and marketing expenditures and all corporate and administrative functions and other costs that support our operations. The majority of these expenses are fixed. We expect to leverage our fixed operating structure as we continue to grow our revenue.

### **How We Manage our Business**

We operate under a “hub and spoke” business model in which executive management, finance, administrative and marketing staff serves as the hub while the sales channels serve as spokes. We use this model throughout our operations. This has provided us with certain efficiencies over a more decentralized model.

Although we discuss four principal product lines, our operating units function as internal customers and suppliers of each others’ products and services and as such, products and services are intermingled in one major project. As a result, it is not reasonably possible to segregate revenues to external customers, operating profits or identifiable assets by product line.

### **Strategy**

We believe there are significant opportunities for us to increase our revenue, profitability and market position in both the United States and abroad. Our strategy for growth consists of the following elements:

- Expand our customer base, enter new end markets and further penetrate existing end markets;
- Develop innovative solutions;
- Maintain strong customer focus; and
- Pursue selective acquisitions.

## Results of Operations

Our consolidated statements of operations for the years ended December 31, 2007, 2006 and 2005 reflect our operations consolidated with the operations of our subsidiaries.

### 2007 vs. 2006

(\$'s in millions)	For the year ended December 31,	
	2007	2006
Sales	\$235.9	\$135.4
Cost of sales	195.5	111.3
Gross profit (excluding depreciation and amortization)	\$ 40.4	\$ 24.1
Percent of sales	17.1%	17.8%
Selling and administrative expenses	\$ 26.1	\$ 16.8
Percent of sales	11.1%	12.4%
Operating income	\$ 12.6	\$ 6.0
Percent of sales	5.4%	4.5%

Consolidated sales in 2007 were \$235.9 million, an increase of \$100.5 million or 74.3% compared to 2006. This increase was primarily due to increased demand for our products and services created by the fundamental strength of many industrial sectors including ethanol production, steel production, coal fired power plant construction and automotive related sectors. This increase also included \$27.5 million in new equipment sales revenues attributed to the addition of Effox, Inc. which was acquired in 2007 and \$48.1 million in contracting revenues from a large automotive project at H.M. White, Inc. Additional demand for our products and services was created by increasingly strict EPA mandated industry Maximum Achievable Control Technology standards ("MACT") and OSHA established Threshold Limit Values ("TLV"), as well as existing pollution control and energy legislation.

Orders booked in 2007 were \$199.7 million plus acquired backlog from Effox and GMD of \$24.6 million for a total of \$224.3 million compared with \$203.6 million in 2006. The increase in bookings was due primarily to our access to new markets provided by the addition of Effox and GMD Environmental. We continue to experience an active level of customer inquiry and quoting activities.

Gross profit excluding depreciation and amortization increased by 67.7% or \$16.3 million to \$40.4 million in 2007 compared with \$24.1 million in 2006. Gross profit, as a percentage of sales, was 17.1% in 2007 compared to 17.8% in 2006. The decrease in the gross profit percentage of .7% was due primarily to changes in product mix and lower margins on a large automotive project.

Selling and administrative expenses, as a percentage of revenues decreased from 12.4% in 2006 to 11.1% in 2007. This decrease in percentage is the result of leveraging the primarily fixed selling and administrative expenses with increased revenues from growth and acquisitions. Selling and administrative expenses increased by \$9.3 million to \$26.1 million in 2007. This increase was due primarily to the addition of \$4.4 million of Effox selling and administrative expenses, additional H.M. White selling and administrative expenses of \$1.0 million relating to a full year in 2007 compared to eight months in 2006, increases in commissions and incentive compensation expenses of \$750,000 relating to superior financial performance, increased selling and administrative wages of \$2.2 million and costs of approximately \$575,000 related to auditors and outside consultants' review of internal controls for compliance with Sarbanes-Oxley.

Depreciation and amortization increased \$400,000 to \$1.6 million. This was due primarily to an increase in capital expenditures.

Operating income was \$12.6 million in 2007 and \$6.0 million in 2006. This 109% increase in operating income resulted from the various factors previously mentioned.

Other income for the year ended December 31, 2007 was \$10,000 compared with other income of \$812,000 during the same period in 2006. This 2006 income was primarily due to the valuation of warrants which were all exercised in 2006.

Interest expense remained constant at \$2.0 million in 2007 compared to \$2.0 million for the same period of 2006. This was due to lower subordinated debt outstanding during the year and lower interest rates on the Bank Facility increased by a non-cash charge of \$740,000 to expense the remaining discount on subordinated notes that were retired using the proceeds from our secondary stock offering in May 2007.

Federal and state income tax provision was \$4.4 million during 2007 compared with a tax provision of \$1.8 million for the same period in 2006. The effective income tax rate for 2007 was 41% compared with 36% for the same period of 2006. The effective tax rate during 2007 was affected by certain permanent differences including the non-deductible, non-cash interest expense from retirement of subordinated debt.

Net income was \$6.3 million in 2007 compared to a net income of \$3.1 million in 2006.

Inflation and changing prices did not have a material effect on our revenues and income from operations.

## 2006 vs. 2005

(\$'s in millions)	For the year ended December 31,	
	2006	2005
Sales . . . . .	\$135.4	\$81.5
Cost of sales . . . . .	111.3	64.5
Gross profit (excluding depreciation and amortization) . . . . .	24.1	\$17.0
Percent of sales . . . . .	17.8%	20.9%
Selling and administrative expenses . . . . .	\$ 16.8	\$12.3
Percent of sales . . . . .	12.4%	15.1%
Operating income . . . . .	\$ 6.0	\$ 3.5
Percent of sales . . . . .	4.5%	4.3%

Consolidated sales in 2006 were \$135.4 million, an increase of \$53.8 million or 66% compared to 2005. This increase was primarily due to increased demand for our products and services created by the fundamental strength of many industrial sectors including ethanol production, steel production and automotive related sectors. This increase also included \$12 million in new contracting sales revenues attributed to the addition of H.M. White, Inc. in 2006. Additional demand for our products and services was created by increasingly strict EPA mandated industry Maximum Achievable Control Technology standards (“MACT”) and OSHA established Threshold Limit Values (“TLV”), as well as existing pollution control and energy legislation.

Orders booked in 2006 were \$203.6 million compared with \$89.6 million in 2005. The increase in bookings was due to a continuing strengthening in the economy throughout the year and access to new markets provided by the addition of H.M. White and CECO Energy Management.

Gross profit excluding depreciation and amortization increased by 41.8% or \$7.1 million to \$24.1 million in 2006 compared with \$17.0 million in 2005. Gross profit, as a percentage of sales, was 17.8% in 2006 compared to 20.9% in 2005. The decrease in the gross profit percentage of 3.1% was due primarily to changes in product mix which reduced gross profit by 2.4% and a loss on one completed underperforming large project which reduced gross profit by 0.7%.

Selling and administrative expenses increased by \$4.5 million to \$16.8 million in 2006. Selling and administrative expenses, as a percentage of revenues for 2006 and 2005 were 12.4% and 15.1% respectively. This increase was due to the addition of \$1.2 million of H.M. White selling and administrative expenses, increases in commissions and incentive compensation expenses relating to improved financial performance of \$2.2 million, and increased selling and administrative wages of \$1.1 million.

Depreciation and amortization remained constant at \$1.2 million for both years. This was due primarily to an increase in capital expenditures offset by certain of the Kirk & Blum assets acquired in 1999 that became fully depreciated.

Operating income was \$6.0 million in 2006 and \$3.5 million in 2005. This 71.5% increase in operating income resulted from the various factors previously mentioned.

Other income for the year ended December 31, 2006 was \$812,000 compared with other expense of \$900,000 during the same period in 2005. The income in 2006 includes \$842,000 of income from the exercise of detachable stock warrants offset by various miscellaneous expense items. The expense in 2005 included a non-cash charge of \$806,000 for the fair market value adjustment of the same detachable stock warrants.

Interest expense decreased to \$2.0 million in 2006 compared to \$2.4 million for the same period of 2005. This was due to lower subordinated debt outstanding during the year and lower interest rates on the Bank Facility.

Federal and state income tax provision was \$1.8 million during 2006 compared with a tax provision of \$647,000 for the same period in 2005. The effective income tax rate for 2006 was 36% compared with 305% for the same period of 2005. The effective tax rate during 2006 was affected by certain permanent differences including the non-taxable, non-cash income from warrants. Due to state & federal loss-carryforwards, no income taxes were paid in 2005 or 2004.

Net income was \$3.1 million in 2006 compared to a net loss of \$435,000 in 2005.

## **Liquidity and Capital Resources**

### *Financing*

At December 31, 2007 and December 31, 2006, cash and cash equivalents totaled \$656,000 and \$445,000, respectively. Generally, we do not carry significant cash and cash equivalent balances because excess amounts are used to pay down our revolving line of credit.

In May 2007, all the outstanding subordinated debt of \$5.7 million and all the outstanding term notes of \$7.5 million were retired using the proceeds from a secondary offering as described in Note 10. The remaining \$5.6 million was applied to the revolving credit line and accrued interest.

Total bank and related debt as of December 31, 2007 was \$4.7 million as compared to \$10.6 million at December 31, 2006, a decrease of \$5.9 million due to lower net borrowings under the Bank Facility. The cash that we borrowed was used for operating activities. Unused credit availability under the revolving line of credit of the Bank Facility at December 31, 2007 was \$14.8 million.

The \$5 million subordinated debt that was provided to us in connection with the Kirk & Blum transaction in December 1999 included investments of \$4 million by Green Diamond, \$500,000 by ICS Trustee Services, Ltd. and \$500,000 by Harvey Sandler. On May 30, 2006, CECO entered into a letter agreement with Fifth Third Bank, CECO's lender, permitting CECO to pay accrued interest and unpaid interest on, and the entire unpaid principal balance of, all of the indebtedness and other obligations owing by CECO to each of ICS Trustee

Services Ltd. and Harvey Sandler. On May 31, 2006, CECO repaid in full the ICS and Sandler Subordinated Debt using proceeds from the exercise of warrants of approximately \$893,000 and advances under Fifth Third Bank loan proceeds in the aggregate approximate amount of \$167,000.

On September 30, 2003, an additional \$1.2 million of subordinated debt was raised from Green Diamond, a related party, with a maturity of April 30, 2005 and an interest rate of 6% per annum. On December 30, 2004, the principal balance of the notes owed to Green Diamond was increased for the unpaid accrued interest. The principal balance for the \$4.0 million subordinated note was increased by the accrued interest of \$1.4 million to \$5.4 million and the principal balance for the \$1.2 million subordinated note was increased by \$90,000 to \$1.3 million. In connection with the December 29, 2005 credit facility, the maturity was extended to April 1, 2007.

On January 6, 2006, Mr. Phillip DeZwirek elected to exercise warrants for 1,000,000 shares of common stock for an aggregate amount of \$1,718,750 paid to us. Mr. Jason DeZwirek also exercised on such date options for 25,000 shares of common stock for an aggregate amount of \$50,250 paid to us. Proceeds from these exercises were used by us to pay accrued interest on the Green Diamond subordinated notes of \$1,531,792, which interest was previously capitalized as principal on the notes. Fifth Third Bank consented to this use of proceeds.

On December 28, 2006, we and Green Diamond further amended the subordinated notes to extend the maturity date under both notes from April 1, 2007 to July 1, 2008, which was later amended to January 31, 2010 on March 27, 2007. In consideration for the extension granted in December 2006, the interest rate under the \$1.3 million subordinated note was increased from 6% to 12%. As additional consideration for such extension, the Company issued warrants for 250,000 shares of common stock at an exercise price of \$9.07 per share to Green Diamond on December 28, 2006. These warrants did not impact earnings in 2006. The \$842,000 valuation was recorded as a reduction in the principal balance of subordinated notes and will be amortized over the remaining maturity of the notes. Green Diamond is an affiliate of Philip DeZwirek and Jason DeZwirek, both of whom are executive officers and directors of CECO. The notes and the warrants were approved by the Audit Committee, which consists solely of independent directors under NASDAQ rules.

In May 2007, all the outstanding subordinated debt of \$5.7 million and all the outstanding term notes of \$7.5 million were retired using the proceeds from a secondary offering as described in Note 10. The remaining \$5.6 million was applied to the revolving credit line and accrued interest.

In connection with the acquisition of Fisher-Klosterman, Inc. our Bank Facility was amended on February 29, 2008. The amended agreement was entered into by CECO Environmental Corp., the CECO group of companies, FKI Acquisition Corp. and Fifth Third Bank, an Ohio banking corporation. The Bank Facility, as amended, consists of a new term loan in the amount of \$5.0 million and an increased revolving line of credit of up to \$30.0 million. Credit availability is determined under our revolver on an asset based calculation which is determined by multiplying qualified accounts receivable times a factor of 70% and raw material inventories by a factor of 50%. This resulting availability is then reduced by outstanding letters of credit. Terms of the agreement, which runs through January 31, 2010, include a continuation of the current borrowing rates for the credit line of LIBOR plus 2% and rates for the two term notes of LIBOR plus 2.25%. Fees paid in connection with this amendment were \$20,000 and we deferred these fees and began amortizing them as an adjustment to interest expense over the remaining term of the arrangement.

## Overview of Cash Flows and Liquidity

(\$'s in thousands)	For the year ended December 31,		
	2007	2006	2005
Total operating cash flow . . . . .	\$ 3,958	\$(4,281)	\$ 2,586
Purchases of property and equipment . . . . .	(1,692)	(898)	(661)
Net cash paid for acquisitions . . . . .	(9,955)	—	—
Net cash used in investing activities . . . . .	(11,647)	(898)	(661)
Proceeds from issuance of common stock, options and exercise of warrants . . . . .	18,996	3,362	—
Excess income tax benefit from share based compensation . . . . .	531	131	—
Net bank (repayment) borrowing . . . . .	(5,884)	3,809	(1,954)
Repayment of subordinated notes . . . . .	(5,743)	(1,988)	—
Net cash provided by (used in) financing activities . . . . .	7,900	5,314	(1,954)
Net increase (decrease) . . . . .	\$ 211	\$ 135	\$ (29)

In 2007 \$4.0 million was provided by operating activities compared to \$4.3 million used by operating activities in 2006. The increase in cash provided was due primarily to significant increases in net income related to our increased level of sales as well as reduced working capital requirements resulting in part from paying sub-contractors after payment from our customers on larger projects. The major working capital accounts that provided cash were accounts payable which increased \$14.7 million and accrued income taxes which increased \$583,000. Cash was used by increases in accounts receivable of \$15.0 million, billings in excess of costs and estimated earnings of \$3.9 million and inventories of \$547,000. Net income included non cash interest expense from the retirement of subordinated debt in the amount of \$887,000 and non cash expenses for depreciation and amortization of \$1.6 million. Our net investment in working capital (excluding cash and cash equivalents and current portion of debt) at December 31, 2007 was \$20.8 million as compared to \$14.5 million at December 31, 2006. Looking forward, we will continue to manage our net investment in working capital. We believe that our working capital needs will decrease somewhat as our operating income continues to increase and we begin collecting higher levels of cash from our increased level of sales reflected in accounts receivable.

\$4.2 million was used by operating activities in 2006 compared to \$2.6 million provided by operating activities in 2005. The decrease in cash provided was due primarily to significant increases in working capital requirements related to our increased level of sales. The major working capital accounts that used cash were accounts receivable which increased \$13.8 million, costs and estimated earnings in excess of billings on uncompleted contracts which increased \$6.1 million and inventory which increased \$774,000. Cash was provided by increases in accounts payable of \$5.9 million, billings in excess of costs and estimated earnings of \$5.8 million and accrued taxes of \$284,000. Net income included non cash income from the exercise of detachable stock warrants in the amount of \$842,000 and non cash expenses for depreciation and amortization of \$1.2 million. Our net investment in working capital (excluding cash and cash equivalents and current portion of debt) at December 31, 2006 was \$14.9 million as compared to \$4.9 million at December 31, 2005.

In 2007 net cash used in investing activities related to acquisitions was \$10.0 million compared to \$0 in 2006 and the capital expenditures for property and equipment were \$1.7 million compared with \$898,000 for the same period in 2006. We are managing our capital expenditures by evaluating the needs of our divisions to provide the necessary equipment needed to take advantage of the current increased level of sales. Additional capital expenditures may be incurred related to the replacement facilities subject to the successful completion of the sale of our Cincinnati property.

Financing activities provided cash of \$7.9 million during 2007 compared with cash provided of \$5.3 million during the same period of 2006. Current year financing activities included proceeds from a secondary stock offering of \$14.1 million and proceeds from the exercise of warrants and options of \$4.7 million. These proceeds were used to pay off all the subordinated debt of \$5.7 million, all the term debt of \$2.5 million and net repayments of \$3.4 million on our revolving line of credit.

When we undertake large jobs, our working capital objective is to make these projects self-funding. We try to achieve this by obtaining initial down payments, progress billing contracts, when possible, utilizing extended payment terms from material suppliers, and paying sub-contractors after payment from our customers, which is an industry practice. Our investment in net working capital is funded by cash flow from operations and by our revolving line of credit. Inventory remains relatively constant from year to year. Accordingly, changes in inventory do not constitute a significant part of our investment in working capital.

Our backlog has decreased from \$97.1 million in 2006 to \$85.5 million in 2007 (which amount does not include backlog attributable to the acquisition of the Fisher-Klosterman assets of approximately \$12.0 million), and the Company believes that the amount available under the revolving line of credit of the Bank Facility, together with cash flows from operations, will be sufficient to meet its short-term needs for liquidity over the next twelve months. Additionally, in the longer term, we have real estate with market values significantly in excess of debt which may be sold to generate cash flow. We cannot assure you that we will be able to sell any of these properties. A more stable cost structure will be beneficial in future periods as revenues increase and costs do not increase proportionately. We also have access to additional financing by increasing the amount of our subordinated debt obtained through related parties or by accessing the public equity markets. We cannot assure you that such additional financing will be available on commercially acceptable terms, if at all.

### **Dividends**

We have never paid cash dividends on our common stock and we do not anticipate paying any cash dividends in the foreseeable future. We are party to various loan documents which prevent us from paying any dividends.

### **Equity**

In May 2007, we completed a secondary offering and sale of CECO common stock which consisted of 1.4 million shares of newly issued stock and 2.3 million shares sold by related party selling stockholders. The initial closing was on May 17, 2007 and the overallotment closing was on May 29, 2007. The Company received \$14.2 million from this offering for the newly issued shares and \$4.7 million from the exercise of 1.7 million related party selling shareholder warrants for a total of \$18.8 million. The proceeds were used to pay off all the outstanding subordinated debt of \$5.7 million and all of the outstanding term notes of \$7.5 million with the remaining \$5.6 million being applied to the revolving credit line and accrued interest.

### **Debt Covenants**

The Bank Facility was amended on February 28, 2007 and February 29, 2008. Terms of the Bank Facility, as amended, include financial covenants which require compliance including at December 31, 2007 and each quarter through December 31, 2010. The revised covenants increase the maximum capital expenditures financial covenant commencing with fiscal year 2008, and each year thereafter during the term of the Bank Facility from \$2,000,000 to \$2,500,000. The minimum Fixed Charge Coverage Ratio remains constant at 1.25 to 1.0 for each quarter during the term of the Bank Facility and the maximum funded debt to EBITDA covenant remains at 3.2 to 1.

In the future, if we cannot comply with the terms of the Bank Facility agreements it will be necessary for us obtain a waiver or renegotiate our loan covenants, and there can be no assurance that such negotiations would be successful. In the event that we are not successful in obtaining a waiver or an amendment, we would be declared in default, which could cause all amounts owed to be immediately due and payable.

### **Employee Benefit Obligations**

Based on the assumptions used to value other postretirement obligations, life insurance benefits and retiree healthcare benefits, in the fourth quarter of 2007, cash payments for these benefits are expected to be in the range of \$650,000-\$750,000 in each of the next 5 years. Based on current assumptions, estimated contributions of

\$615,000 may be required in 2008 for the pension plan and \$47,000 for the retiree healthcare plan. The amount and timing of required contributions to the pension trust depends on future investment performance of the pension funds and interest rate movements, among other things and, accordingly, we cannot reasonably estimate actual required payments. Currently, our pension plan is under-funded. As a result, absent major increases in long-term interest rates, above average returns on pension assets and/or changes in legislated funding requirements, we will be required to make contributions to our pension trust of varying amounts in the long-term.

### Off Balance Sheet Arrangements

None

### Contractual Obligations and Other Commercial Commitments

The following table lists our contractual cash obligations as of December 31, 2007 (in thousands of dollars).

	<u>Total</u>	<u>1 year or less</u>	<u>2-3 years</u>	<u>4-5 years</u>	<u>&gt; 5 years</u>
Long-term debt obligations (a) . . . . .	\$ 4,429	\$ 0	\$4,429	\$ 0	\$ 0
Estimated interest payments . . . . .	442	221	221	—	—
Estimated pension funding . . . . .	6,150	615	1,230	1,230	3,075
Operating lease obligations (b) . . . . .	4,555	1,344	2,354	857	0
Purchase obligations (c) . . . . .	19,643	19,643	—	—	—
	<u>\$35,219</u>	<u>\$21,823</u>	<u>\$8,234</u>	<u>\$2,087</u>	<u>\$3,075</u>

(a) As described in Note 9 to the Consolidated Financial Statements.

(b) Primarily as described in Note 13 to the Consolidated Financial Statements.

(c) Primarily consists of purchase obligations for various costs associated with uncompleted sales contracts.

Estimated interest payments associated with long term debt are based on anticipated interest payments on the term debt under the Bank Facility and estimated interest payments on the line of credit under the Bank Facility are based on the projected borrowing levels throughout the term of the line of credit.

Pension funding was assumed to stay at current levels based on consistent discount and long term return rates, current funding levels and no significant changes in plan design or benefits.

Cash flow requirements will be met by utilizing cash provided from operating activities, supplemented by additional borrowing on the Company's line of credit under the Bank Facility to finance any short-term cash deficiency. The Company has no off-sheet balance sheet credit arrangements.

### Critical Accounting Policies and Estimates

Our consolidated financial statements are prepared in conformity with accounting principles generally accepted in the United States of America. The preparation of these financial statements requires the use of estimates, judgments, and assumptions that affect the reported amounts of assets and liabilities at the date of the financial statements and the reported amounts of revenues and expenses during the periods presented. We believe that, of our significant accounting policies, the following accounting policies involve a higher degree of judgments, estimates, and complexity.

#### *Revenue Recognition*

A substantial portion of our revenue is derived from contracts, which are accounted for under the percentage of completion method of accounting. Percentage completion is measured by the percentage of contract costs incurred to date compared to estimated total contract costs to be the best available measure of progress on these

contracts. This method requires a higher degree of management judgment and use of estimates than other revenue recognition methods. The judgments and estimates involved include management's ability to accurately estimate the contracts' percentage of completion and the reasonableness of the estimated costs to complete, among other factors, at each financial reporting period. In addition, certain contracts are highly dependent on the work of contractors and other subcontractors participating in a project, over which we have no or limited control, and their performance on such project could have an adverse effect on the profitability of our contracts. Delays resulting from these contractors and subcontractors, changes in the scope of the project, weather, and labor availability also can have an effect on a contract's profitability. For contracts that are less than 50% complete, a maximum of 10% of gross profit will be recognized.

Contract costs include direct material, labor costs, and those indirect costs related to contract performance, such as indirect labor, supplies, and other overhead expenses. Selling and administrative expenses are charged to expense as incurred. Provisions for estimated losses on uncompleted contracts are made in the period in which such losses are determined. Changes to job performance, job conditions, and estimated profitability may result in revisions to contract revenue and costs and are recognized in the period in which the revisions are made. We provided for estimated losses on uncompleted contracts of \$167,000, \$79,000 and \$6,000 at December 31, 2007, 2006 and 2005, respectively.

#### *Impairment of Long-Lived Assets, including Goodwill*

We review the carrying value of our long-lived assets held for use and assets to be disposed of periodically when events or circumstances indicate a potential impairment and the undiscounted cash flows estimated to be generated by those assets are less than the carrying value of such assets. For all assets excluding goodwill and intangible assets with indefinite lives, the carrying value of a long-lived asset is considered impaired if the sum of the undiscounted cash flows is less than the carrying value of the asset. If this occurs, an impairment charge is recorded for the amount by which the carrying value of the long-lived assets exceeds its fair value. Effective January 1, 2002, we adopted SFAS No. 142, "Goodwill and Other Intangible Assets." Under this accounting standard, we no longer amortize our goodwill and intangible assets with an indefinite life and are required to complete an annual impairment test. We have determined that we have a single reporting unit, as defined in SFAS No. 142, within our Company. We completed our impairment test during 2007 as required by this accounting standard and have not recognized an impairment charge related to the adoption of this accounting standard. The impairment test requires us to forecast our future cash flows, which requires significant judgment. As of December 31, 2007, we have \$14.8 million of goodwill, \$1.5 million of intangible assets—finite life, \$2.1 million of indefinite life intangible assets, and \$9.3 million of property, plant, and equipment recorded on the consolidated balance sheets.

In performing the tests for impairment, we made assumptions about future sales and profitability that required significant judgment. In estimating expected future cash flows for the 2007 test, we used internal forecasts that were based upon actual results assuming flat to slightly increasing revenue and modest cost and gross margin improvement. The most critical estimates used in determining the expected future cash flows were the revenue and cost assumptions and the terminal value assumed. If our estimate of expected future cash flows had been 10% lower, or if either of these two assumptions changed by 10%, the expected future cash flows would still have exceeded the carrying value of the assets, including goodwill.

#### *Income Taxes*

Deferred income taxes are provided using the liability method whereby deferred tax assets are recognized for deductible temporary differences and operating loss and tax credit carryforwards and deferred tax liabilities are recognized for taxable temporary differences. Temporary differences are the differences between the reported amounts of assets and liabilities and their tax bases. Deferred tax assets and liabilities are adjusted for the effects of changes in tax laws and rates on the date of enactment.

When tax returns are filed, it is highly certain that some positions taken would be sustained upon examination by the taxing authorities, while others are subject to uncertainty about the merits of the position taken or the amount of the position that would ultimately be sustained. The benefit of a tax position is recognized in the financial statements in the period during which, based on all available evidence, management believes it is more-likely-than not that the position will be sustained upon examination, including the resolution of appeals or litigation processes, if any. The evaluation of a tax position taken is considered by itself and not offset or aggregated with other positions. Tax positions that meet the more-likely-than-not recognition threshold are measured as the largest amount of tax benefit that is more than 50 percent likely of being realized upon settlement with the applicable taxing authority. The portion of the benefits associated with tax positions taken that exceeds the amount measured as described above is reflected as a liability for unrecognized tax benefits in the accompanying balance sheet along with any associated interest and penalties that would be payable to the taxing authorities upon examination.

The Company adopted the provisions of FASB Interpretation No. 48, "Accounting for Uncertainty in Income Taxes" (FIN 48), on January 1, 2007. The Company recognizes penalties and interest related to unrecognized tax benefits in income tax expense.

#### *Pension and Postretirement Benefit Plan Assumptions*

We sponsor a pension plan for certain union employees. We also sponsor a postretirement healthcare benefit plan for certain office employees retiring before January 1, 1990. Several statistical and other factors that attempt to anticipate future events are used in calculating the expense and liability related to these plans. These factors include key assumptions, such as a discount rate and expected return on plan assets. In addition, our actuarial consultants use subjective factors such as withdrawal and mortality rates to estimate these liabilities. The actuarial assumptions we use may differ materially from actual results due to changing market and economic conditions, higher or lower withdrawal rates or longer or shorter life spans of participants. These differences may result in a significant impact to the amount of pension or postretirement healthcare benefit expenses we have recorded or may record in the future. An analysis for the expense associated with our pension plan is difficult due to the variety of assumptions utilized. For example, one of the significant assumptions used to determine projected benefit obligation is the discount rate. At December 31, 2007, a 25 basis point change in the discount rate would change the projected benefit obligation by approximately \$191,000 and the annual pension expense by less than \$20,000. Additionally, a 25 basis point change in the expected return on plan assets would change the pension expense by approximately \$12,000.

#### *Stock Based Compensation*

The Company adopted Statement of Financial Accounting Standards (SFAS) No. 123(R), "Share-Based Payment," effective January 1, 2006. SFAS No. 123(R) requires public entities to measure the cost of employee services received in exchange for an award of equity instruments and recognize this cost over the period during which an employee is required to provide the services. The Company has adopted SFAS No. 123(R) using the "modified prospective application" as defined in the Statement, and therefore financial statements from periods ending prior to January 1, 2006 have not been restated. As a result of adopting SFAS No. 123(R) on January 1, 2006, the Company's income before income taxes for the twelve months ended December 31, 2007 was \$741,000 lower and net income was \$444,600 lower than if it had continued to account for share-based compensation under APB No. 25. Basic and diluted net income per share for the twelve months ended December 31, 2007 and December 31, 2006 would have been increased from \$.47 to \$.50 and \$.45 to \$.48 respectively if the Company had not adopted SFAS No. 123(R). See further discussion in Note 11.

Prior to January 1, 2006, the Company applied the provisions of Accounting Principles Board Opinion No. 25 (APB No. 25), "Accounting for Stock Issued to Employees." Accordingly, no compensation expense was reflected in the financial statements as the exercise price of options granted to employees and non-employee directors equaled the fair market value of the Company's common shares on the date of grant. The Company had adopted the disclosure-only provisions of SFAS No. 123, "Accounting for Stock Based Compensation."

### *Other significant accounting policies*

Other significant accounting policies, not involving the same level of uncertainties as those discussed above, are nevertheless important to an understanding of our financial statements. See Note 1 to the consolidated financial statements, Summary of Significant Accounting Policies, which discusses accounting policies that must be selected by us when there are acceptable alternatives.

### **Backlog**

Our backlog consists of orders we have received for products and services. Our backlog, as of December 31, 2007 was \$85.5 million compared to \$97.1 million as of December 31, 2006. In addition, the backlog attributable to the Fisher-Klosterman assets was approximately \$12 million. There can be no assurances that backlog will be replicated, increased or translated into higher revenues in the future. The success of our business depends on a multitude of factors related to our backlog and the orders secured during the subsequent period(s). Certain contracts are highly dependent on the work of contractors and other subcontractors participating in a project, over which we have no or limited control, and their performance on such project could have an adverse effect on the profitability of our contracts. Delays resulting from these contractors and subcontractors, changes in the scope of the project, weather, and labor availability also can have an effect on a contract's profitability.

### **New Accounting Standards**

#### *New Financial Accounting Pronouncement Adopted*

FIN 48—In June 2006, the Financial Accounting Standards Board (FASB) issued FIN 48, Accounting for Uncertainty in Income Taxes—an interpretation of FASB Statement 109. FIN 48 clarifies the accounting for uncertainty in income taxes recognized in an enterprise's financial statements in accordance with FASB Statement No. 109, Accounting for Income Taxes. FIN 48 prescribes a comprehensive model for recognizing, measuring, presenting and disclosing in the financial statements tax positions taken or expected to be taken on a tax return. FIN 48 became effective for the Company on January 1, 2007. The adoption of FIN 48 included recognition of a liability for unrecognized tax obligations of \$653,000, which was accounted for as an increase to the January 1, 2007 balance of accumulated deficit. The Company recognizes penalties and interest, if any, related to unrecognized tax obligations as a tax provision expense. Actual results may differ substantially from our estimates. Additional details about the adoption of FIN 48 are provided in Note 14.

SFAS 157—In September 2006 the FASB issued Statement of Financial Accounting Standard (SFAS) No. 157, "Fair Value Measurements" ("SFAS No. 157"). SFAS No. 157 clarifies the principle that fair value should be based on the assumptions market participants would use when pricing an asset or liability and establishes a fair value hierarchy that prioritizes the information used to develop those assumptions. Under the standard, fair value measurements would be separately disclosed by level within the fair value hierarchy. SFAS 157 is effective for the Company's fiscal year beginning January 1, 2008. In February 2008, the FASB delayed the effective date one year for nonfinancial assets and liabilities not currently recognized or disclosed at fair value on a recurring basis (at least annually). Examples of non financial assets and liabilities to which the deferral would apply for the Company include (i) those acquired in a business combination and (ii) goodwill, indefinite-lived intangible assets, and long-lived assets measured at fair value for impairment testing. The Company is currently assessing the impact that this standard will have on its consolidated results of operations, financial position or cash flows.

SFAS 159—In February 2007, the FASB issued SFAS No. 159, "The Fair Value Option for Financial Assets and Financial Liabilities". This Statement provides companies with an option to report selected financial assets and liabilities at fair value in an effort to reduce both complexity in accounting for financial instruments and the volatility in earnings caused by measuring related assets and liabilities differently. SFAS No. 159 also establishes presentation and disclosure requirements designed to facilitate comparisons between companies that choose different measurement attributes for similar types of assets and liabilities. SFAS No. 159 requires entities

to display the fair value of those assets and liabilities for which the entity has chosen to use fair value on the face of the balance sheet. The standard, which will be effective for the Company as of January 1, 2008, is currently under evaluation by the Company's management. At this time, we do not expect to elect the fair value option for any eligible items and did not early adopt the standard in the first quarter of 2007 as permitted.

SFAS 141(R)—In December 2007, the FASB issued SFAS No. 141 (revised 2007), "Business Combinations". This Statement defines the acquirer in a business combination as the entity that obtains control of one or more businesses, and establishes the acquisition date as the date the acquirer achieves this control. This Statement also refines the application of the purchase method by requiring the acquirer to recognize assets acquired and liabilities assumed at fair value and replacing the cost-allocation process previously required under SFAS 141. Included in fair value are contractual contingencies to the extent that it is more likely than not that such contingencies meet the definition of assets or liabilities in FASB Concepts Statement No. 6, Elements of Financial Statements. The carrying value of such contractual contingencies remains unchanged until settled or until new information is obtained indicating the value of an asset is lower than acquisition-date fair value or that a liability is higher than acquisition-date fair value. Furthermore, acquisition-related costs and restructuring costs that are expected but not obligatory are required to be recognized separately from the business combination. SFAS 141(R) will be effective prospectively for business combinations with acquisition dates on or after January 1, 2009. Management believes this Statement could have a material impact on the Company's financial statements depending on future acquisition plans.

EITF No. 06-11—In March 2007, the FASB ratified Emerging Issues Task Force (EITF) No. 06-11, "Accounting for Income Tax Benefits of Dividends on Share-Based Payment Awards." EITF 06-11 requires companies to recognize the income tax benefit realized from dividends or dividend equivalents that are charged to retained earnings and paid to employees for nonvested equity-classified employee share-based awards as an increase to additional paid-in capital instead of a credit to income tax expense. The amount recognized in additional paid-in capital will be available to absorb potential future tax deficiencies on share-based payment awards. EITF 06-11 is effective for fiscal years beginning after December 15, 2007 and therefore is effective for the Company in fiscal year 2008. The Company does not expect the adoption of this standard will have a material effect on the Company's consolidated results of operations, financial position or cash flows.

SAB 110—In December 2007, the SEC issued Staff Accounting Bulletin No. 110 which extends the permitted use of the "simplified" method in developing an estimate of expected terms of "plain vanilla" share options beyond December 31, 2007, until more detailed external information about exercise behavior becomes readily available to companies. Management currently utilizes the "simplified" method in calculating the fair value of stock option grants and intends to continue this method until more detailed information about exercise behavior is obtained.

## **Item 7A. *Quantitative and Qualitative Disclosure About Market Risk***

### *Risk Management Activities*

In the normal course of business, we are exposed to market risk including changes in interest and raw material commodity prices. We may use derivative instruments to manage our interest rate exposures. We do not use derivative instruments for speculative or trading purposes. Generally, we enter into hedging relationships such that changes in the fair values of cash flows of items and transactions being hedged are expected to be offset by corresponding changes in the values of the derivatives.

### *Interest Rate Management*

The remaining amount of loans outstanding under the Bank Facility bear interest at the floating rates as described in Note 9 to the consolidated statements contained in Item 8.

The following table presents information of all dollar-denominated interest rate instruments. The fair value presented below approximates the cost to settle the outstanding contract.

	Expected Maturity Date						Total	Fair Value
	2008	2009	2010	2011	2012	Thereafter		
(\$ in thousands)								
Liabilities								
Variable Rate Debt (\$)	\$278	\$—	\$4,429	\$—	\$—	\$—	\$4,707	\$4,707
Average Interest Rate	12%	—	5.0%	—	—	—	5.0%	5.0%

*Raw Materials*

The profitability of our manufactured products is affected by changing purchase prices of steel and other materials. If higher steel or other material prices cannot be passed onto to our customers, operating income will be adversely affected.

**Item 8. Financial Statements and Supplementary Data**

The consolidated financial statements of CECO Environmental Corp. and subsidiaries for the years ended December 31, 2007, 2006 and 2005 and other data are included in this Report following the signature page of this Report:

Cover Page	F-1
Report of Independent Registered Public Accounting Firms	F-2
Consolidated Balance Sheets	F-3
Consolidated Statements of Operations	F-4
Consolidated Statements of Shareholders' Equity	F-5 to F-6
Consolidated Statements of Cash Flows	F-7 to F-8
Notes to Consolidated Financial Statements for the Years Ended December 31, 2007, 2006 and 2005	F-9 to F-31

**Item 9. Changes in and Disagreements with Accountants on Accounting and Financial Disclosure**

None.

**Item 9A. Controls and Procedures**

**(a) Disclosure Controls and Procedures**

The Company carried out, under the supervision and with the participation of the Company's Chief Executive Officer and Chief Financial Officer, an evaluation of the effectiveness of the design and operation of the Company's disclosure controls and procedures (as defined in Rules 13a-15(e) and 15d-15(e) under the Securities Exchange Act of 1934, as amended). Based on its evaluation, our Chief Executive Officer and Chief Financial Officer concluded that as of December 31, 2007, our disclosure controls and procedures were not effective because of the material weaknesses described below; however, management has concluded that the consolidated financial statements in this Form 10-K fairly present, in all material respects, the Company's financial position, results of operations, and cash flows for the periods and dates presented.

The Company's independent auditors, Battelle & Battelle LLP, a registered public accounting firm, are appointed by the Audit Committee of the Company's Board of Directors. Battelle & Battelle have audited and reported on the Consolidated Financial Statements of CECO Environmental Corp. and the effectiveness of the Company's internal control over financial reporting. The reports of the independent auditors are contained in this Form 10-K.

**(b) Management’s Annual Report on Internal Control Over Financial Reporting**

The Company’s management is responsible for establishing and maintaining adequate internal control over financial reporting. Our internal control over financial reporting is designed to provide reasonable assurance regarding the reliability of financial reporting and the preparation of financial statements for external purposes in accordance with generally accepted accounting principles. Because of its inherent limitations, internal control over financial reporting may not prevent or detect misstatements. Also, projections of any evaluation of effectiveness to future periods are subject to the risk that controls may become inadequate because of changes in conditions or that the degree of compliance with the policies or procedures may deteriorate.

With the participation of the Company’s Chief Executive Officer and Chief Financial Officer, management conducted an evaluation of the effectiveness of our internal control over financial reporting as of December 31, 2007, based on the framework and criteria established in Internal Control—Integrated Framework, issued by the Committee of Sponsoring Organizations of the Treadway Commission.

For purposes of evaluating internal controls over financial reporting, management determined that the internal controls over financial reporting of Effox Inc. (“Effox”), which assets the Company acquired on February 28, 2007, and GMD Environmental Technologies, Inc. (“GMD”), which assets the Company acquired on October 31, 2007, would be excluded from the internal control assessment as of December 31, 2007, as permitted by the rules and regulations of the SEC. In February 2007, the assets of Effox were acquired for an aggregate purchase price of approximately \$7.0 million in cash and a possible earn-out payment in cash not to exceed \$1.0 million, and in October 2007 the assets of GMD were acquired for an aggregate purchase price of approximately \$1.4 million in cash. Effox contributed approximately 12% of the Company’s total revenue during 2007 and accounted for approximately 13% of total assets at December 31, 2007. GMD contributed approximately 0% of the Company’s total revenue during 2007 and accounted for approximately 3% of total assets at December 31, 2007.

A material weakness is a deficiency, or a combination of deficiencies, in internal control over financial reporting such that there is a reasonable possibility that a material misstatement of the company’s annual or interim financial statements not be prevented or detected. In its assessment of the effectiveness in internal control over financial reporting as of December 31, 2007, the Company identified the following.

*Financial Close and Reporting Process*

The Company did not maintain effective controls, including monitoring, over the financial close and reporting process. Specifically, the following deficiencies in the aggregate constitute a material weakness:

- The Company did not maintain formal, written policies and procedures governing the financial close and reporting process.
- The Company did not maintain effective controls to ensure that management oversight and review procedures were performed over accounts and disclosures in the financial statements.
- The Company did not maintain effective controls over the recording of recurring and non-recurring journal entries. Effective controls were not designed to provide reasonable assurance that journal entries were prepared with sufficient supporting documentation, that journal entries were reviewed and approved, and that journal entries were complete and accurate.
- The Company did not maintain effective controls to provide reasonable assurance that the detail supporting the underlying financial statement accounts were complete and accurate.
- The Company did not maintain effective controls to ensure that reconciliations of the underlying financial statement accounts were properly performed, reviewed and approved.

### *Information Technology Applications and Infrastructure*

The Company did not maintain effective controls over financial reporting related to information technology applications and infrastructure. Specifically, the following deficiencies in the aggregate constitute a material weakness:

- The Company did not maintain effective design of controls over access to financial reporting applications and data. Controls do not limit access to programs and data to only authorized users. In addition, controls lack the requirement of periodic reviews and monitoring of such access.
- The Company did not maintain effective controls to communicate policies and procedures governing information technology security and access. Furthermore, the Company did not maintain effective logging and monitoring of servers and databases to ensure that access was both appropriate and authorized.
- The Company did not maintain effective controls designed to ensure that information technology program and data changes were authorized. In addition, the Company's controls did not ensure that the information technology program data changes were adequately tested for accuracy before implementation.
- The Company did not maintain effective controls over end user computing applications, such as spreadsheets, used in the Company's financial reporting process. Specifically, controls were not designed to ensure that access was restricted to appropriate personnel, and that unauthorized modification of the data or formulas within spreadsheets was prevented.

These deficiencies have had a pervasive impact on the Company's information technology control environment. Additionally, these deficiencies could result in a misstatement of account balances or disclosure to substantially all accounts that could result in a material misstatement to the consolidated financial statements that would not be prevented or detected.

### *Segregation of Duties*

The Company did not establish and maintain adequate segregation of duties without appropriate alternative controls. In addition, the Company has not made assignments and delegation of authority with clear lines of communication in order to provide effective control over the Company's financial reporting process at the Corporate or Divisional level.

Lack of segregation of duties may impair the effectiveness of other internal controls over financial reporting which could result in material misstatements in the Company's interim and annual financial statements

### *Entity-level Controls*

The Company did not maintain effective entity-level controls as it relates to internal control over financial reporting. Specifically, the following deficiencies in the aggregate constitute a material weakness:

- The Company did not maintain effective communication of and education on a control framework. In addition, the Company did not maintain effective communication regarding management's expectations for controls, and business process owners' accountability for controls.
- The Company could not sufficiently evidence the performance of many of its internal control activities across the organization. This included controls over management's assertions with regard to the validity, completeness, timeliness, cutoff and accuracy of calculations and transactions.
- Job descriptions and the assignment of responsibilities have not been formalized.
- The Company did not establish an adequate system for monitoring the adequacy of controls. The Company's process did not include a sustainable process for periodically evaluating control design and operating effectiveness across the Company on an ongoing basis.
- The Company did not perform a formalized risk assessment involving the appropriate levels of management to ensure the reliability of financial reporting. A formal process does not exist to identify internal and external factors and to evaluate the impact these factors have on the preparation of the financial statements.

- The Company did not maintain a comprehensive, centrally coordinated enterprise-wide fraud risk management program. Furthermore, the Company did not have a specific, comprehensive fraud risk management program related to internal control over financial reporting.
- The Company lacks a formalized process for determining, monitoring, disseminating, implementing and updating accounting policies and procedures relating to initiating, authorizing, recording, processing and reporting of transactions.
- Senior management did not establish and maintain a proper tone as to internal control over financial reporting. Specifically, senior management did not emphasize, through consistent communication, the importance of internal control over financial reporting.

The material weakness in the Company's entity-level controls increases the likelihood of material misstatements in the Company's interim and annual financial statements and contributed to the existence of the other material weaknesses.

Due to the material weaknesses described above, management has concluded that our internal control over financial reporting was not effective as of December 31, 2007. Despite the existence of these control deficiencies, the Company notes that it did not result in any material adjustments to the fiscal 2007 financial statements.

**(c) Remediation Plan for Material Weaknesses in Internal Control over Financial Reporting**

The Company is in the process of developing and implementing a remediation plan to address the material weaknesses described above. The Company has taken the following actions to improve internal control over financial reporting:

- A new Director of Internal Audit was appointed, effective November 11, 2007.
- Since December 30, 2007, the Finance division has been strengthened by the addition of an Assistant Controller in the Financial Analysis and General Accounting areas. The Company plans to continue to enhance the staffing and competency level within the Finance division.
- We have engaged four third party professionals to advise the Company in connection with (1) the remediation of existing deficiencies including the conversion to a new information technology enterprise management system, (2) SEC related activities including accounting guidance and periodic reporting, (3) all tax related activities and (4) valuation of goodwill and intangibles.

In addition, the following are specific remedial actions to be taken for matters related to accounting for significant or non-routine transactions:

- Require all significant or non-routine transactions to be thoroughly researched, analyzed, and documented by qualified accounting personnel. In addition, all major transactions will require the additional review and approval of the Chief Financial Officer.
- In addition to the review performed by the Company's management, implement an additional review by subject matter experts for complex accounting estimates and accounting treatments, where appropriate.
- Develop and implement focused monitoring controls and other procedures in the Internal Audit organization.
- Develop and implement written policies and procedures governing the financial close and reporting process.

- Develop and implement effective communications of and education on a control framework and effectively communicate management's expectations for controls, and business process owners' accountability for controls.
- Lastly, the Company has purchased and is in the process of implementing an integrated software system which includes industry standard and current best practice inherent controls. The new system is expected to address and remediate deficiencies including segregation of duties, security (through access restriction limited to job responsibilities), change control procedures, and reduced use of spreadsheets in preparing financials.

We anticipate the actions described above and resulting improvements in controls will strengthen our internal control over financial reporting and will, over time, address the material weaknesses identified as of December 31, 2007. However, because the remedial actions relate to the hiring of additional personnel and many of the controls in our system of internal controls rely extensively on manual review and approval, the successful operation of these new controls for, at least several quarters may be required prior to management being able to conclude that the material weaknesses have been remediated.

**REPORT OF INDEPENDENT REGISTERED  
PUBLIC ACCOUNTING FIRM**

Board of Directors and Shareholders  
CECO Environmental Corp.  
Cincinnati, Ohio

We have audited CECO Environmental Corp. and subsidiaries' (the Company) internal control over financial reporting as of December 31, 2007, based on criteria established in Internal Control—Integrated Framework issued by the Committee of Sponsoring Organizations of the Treadway Commission (COSO). CECO Environmental Corp.'s management is responsible for maintaining effective internal control over financial reporting and for its assessment of the effectiveness of internal control over financial reporting, included in the accompanying Management's Annual Report on Internal Control Over Financial Reporting. Our responsibility is to express an opinion on the Company's internal control over financial reporting based on our audit.

We conducted our audit in accordance with the standards of the Public Company Accounting Oversight Board (United States). Those standards require that we plan and perform the audit to obtain reasonable assurance about whether effective internal control over financial reporting was maintained in all material respects. Our audit of internal control over financial reporting included obtaining an understanding of internal control over financial reporting, assessing the risk that a material weakness exists, and testing and evaluating the design and operating effectiveness of internal control based on the assessed risk. Our audit also included performing such other procedures as we considered necessary in the circumstances. We believe that our audit provides a reasonable basis for our opinion.

A company's internal control over financial reporting is a process designed to provide reasonable assurance regarding the reliability of financial reporting and the preparation of financial statements for external purposes in accordance with generally accepted accounting principles. A company's internal control over financial reporting includes those policies and procedures that (1) pertain to the maintenance of records that, in reasonable detail, accurately and fairly reflect the transactions and dispositions of the assets of the company; (2) provide reasonable assurance that transactions are recorded as necessary to permit preparation of financial statements in accordance with generally accepted accounting principles, and that receipts and expenditures of the company are being made only in accordance with authorizations of management and directors of the company; and (3) provide reasonable assurance regarding prevention or timely detection of unauthorized acquisition, use, or disposition of the company's assets that could have a material effect on the financial statements.

Because of its inherent limitations, internal control over financial reporting may not prevent or detect misstatements. Also, projections of any evaluation of effectiveness to future periods are subject to the risk that controls may become inadequate because of changes in conditions, or that the degree of compliance with the policies or procedures may deteriorate.

A material weakness is a control deficiency, or combination of deficiencies, in internal control over financial reporting, such that there is a reasonable possibility that a material misstatement of the Company's annual or interim financial statements will not be prevented or detected on a timely basis. The following material weaknesses have been identified and included in management's assessment.

*Financial Close and Reporting Process*

The Company did not maintain effective controls, including monitoring, over the financial close and reporting process. Specifically, the following deficiencies in the aggregate constitute a material weakness:

- The Company did not maintain formal, written policies and procedures governing the financial close and reporting process.
- The Company did not maintain effective controls to ensure that management oversight and review procedures were performed over accounts and disclosures in the financial statements.

- The Company did not maintain effective controls over the recording of recurring and non-recurring journal entries. Effective controls were not designed to provide reasonable assurance that journal entries were prepared with sufficient supporting documentation, that journal entries were reviewed and approved, and that journal entries were complete and accurate.
- The Company did not maintain effective controls to provide reasonable assurance that the detail supporting the underlying financial statement accounts were complete and accurate.
- The Company did not maintain effective controls to ensure that reconciliations of the underlying financial statement accounts were properly performed, reviewed and approved.

#### *Information Technology Applications and Infrastructure*

The Company did not maintain effective controls over financial reporting related to information technology applications and infrastructure. Specifically, the following deficiencies in the aggregate constitute a material weakness:

- The Company did not maintain effective design of controls over access to financial reporting applications and data. Controls do not limit access to programs and data to only authorized users. In addition, controls lack the requirement of periodic reviews and monitoring of such access.
- The Company did not maintain effective controls to communicate policies and procedures governing information technology security and access. Furthermore, the Company did not maintain effective logging and monitoring of servers and databases to ensure that access was both appropriate and authorized.
- The Company did not maintain effective controls designed to ensure that information technology program and data changes were authorized. In addition, the Company's controls did not ensure that the information technology program data changes were adequately tested for accuracy before implementation.
- The Company did not maintain effective controls over end user computing applications, such as spreadsheets, used in the Company's financial reporting process. Specifically, controls were not designed to ensure that access was restricted to appropriate personnel, and that unauthorized modification of the data or formulas within spreadsheets was prevented.

These deficiencies have had a pervasive impact on the Company's information technology control environment. Additionally, these deficiencies could result in a misstatement of account balances or disclosure to substantially all accounts that could result in a material misstatement to the consolidated financial statements that would not be prevented or detected.

#### *Segregation of Duties*

The Company did not establish and maintain adequate segregation of duties without appropriate alternative controls. In addition, the Company has not made assignments and delegation of authority with clear lines of communication in order to provide effective control over the Company's financial reporting process at the Corporate or Divisional level.

Lack of segregation of duties may impair the effectiveness of other internal controls over financial reporting which could result in material misstatements in the Company's interim and annual financial statements.

#### *Entity-level Controls*

The Company did not maintain effective entity-level controls as it relates to internal control over financial reporting. Specifically, the following deficiencies in the aggregate constitute a material weakness:

- The Company did not maintain effective communication of and education on a control framework. In addition, the Company did not maintain effective communication regarding management's expectations for controls, and business process owners' accountability for controls.

- The Company could not sufficiently evidence the performance of many of its internal control activities across the organization. This included controls over management's assertions with regard to the validity, completeness, timeliness, cutoff and accuracy of calculations and transactions.
- Job descriptions and the assignment of responsibilities have not been formalized.
- The Company did not establish an adequate system for monitoring the adequacy of controls. The Company's process did not include a sustainable process for periodically evaluating control design and operating effectiveness across the Company on an ongoing basis.
- The Company did not perform a formalized risk assessment involving the appropriate levels of management to ensure the reliability of financial reporting. A formal process does not exist to identify internal and external factors and to evaluate the impact these factors have on the preparation of the financial statements.
- The Company did not maintain a comprehensive, centrally coordinated enterprise-wide fraud risk management program. Furthermore, the Company did not have a specific, comprehensive fraud risk management program related to internal control over financial reporting.
- The Company lacks a formalized process for determining, monitoring, disseminating, implementing and updating accounting policies and procedures relating to initiating, authorizing, recording, processing and reporting of transactions.
- Senior management did not establish and maintain a proper tone as to internal control over financial reporting. Specifically, senior management did not emphasize, through consistent communication, the importance of internal control over financial reporting.

The material weakness in the Company's entity-level controls increases the likelihood of material misstatements in the Company's interim and annual financial statements and contributed to the existence of the other material weaknesses.

These material weaknesses were considered in determining the nature, timing, and extent of audit tests applied in our audit of the 2007 financial statements, and this report does not affect our report dated March 17, 2008 on those financial statements.

As indicated in the accompanying Management's Annual Report on Internal Control Over Financial Reporting management's assessment of and conclusion on the effectiveness of internal control over financial reporting did not include the internal controls of Effox Inc. (Effox) and GMD Environmental Technologies, Inc. (GMD). The Company acquired Effox on February 28, 2007 and acquired GMD on October 31, 2007. The assets and operations of Effox and GMD are included in the consolidated financial statements of the Company as of December 31, 2007. Effox generated approximately 12% of the Company's total revenue during 2007 and accounted for approximately 13% of total assets at December 31, 2007. GMD generated less than 1% of the Company's total revenue during 2007 and accounted for approximately 3% of total assets at December 31, 2007. Our audit of internal control over financial reporting of the Company also did not include an evaluation of the internal control over financial reporting of Effox and GMD.

In our opinion, because of the effect of the material weaknesses described above on the achievement of the objectives of the control criteria, the Company has not maintained effective internal control over financial reporting as of December 31, 2007, based on criteria established in Internal Control—Integrated Framework issued by COSO.

We have also audited, in accordance with the standards of the Public Company Accounting Oversight Board (United States), the consolidated balance sheets as of December 31, 2007 and 2006 and the related consolidated statements of income, stockholders' equity, and cash flows for each of the three years in the period ended December 31, 2007 of the Company, and our report dated March 17, 2008 expressed an unqualified opinion.

/s/ Battelle & Battelle LLP  
Dayton, Ohio  
March 17, 2008

**Changes in Internal Control Over Financial Reporting**

Except as described above in 9A, during the fourth quarter of fiscal 2007, there were no changes in the Company's internal control over financial reporting that have materially affected, or are reasonably likely to materially affect, the Company's internal control over financial reporting.

**Item 9B. *Other Information***

None.

## PART III

### Item 10. *Directors, Executive Officers and Corporate Governance*

Pursuant to General Instruction G of Form 10-K, the information called for by Item 10 of Part III of Form 10-K is incorporated by reference to the information set forth in the Company's definitive proxy statement relating to its 2008 Annual Meeting of Stockholders (the "2008 Proxy Statement") to be filed pursuant to Regulation 14-A under the Exchange Act, in response to Items 401, 405 and 407(c)(3), (d)(4) and (d)(5) of Regulation S-K under the Securities Act and the Exchange Act ("Regulation S-K"). Reference is also made to the information appearing in Item 1 of Part I of this Annual Report on Form 10-K under the caption "Business—Executive Officers of the Registrant."

### Code of Ethics

We have adopted a Code of Ethics that applies to our directors and employees (including our principal executive officer, principal financial officer, principal accounting officer and controller and persons performing similar functions). A copy of the Code of Ethics is attached to this Form 10-K as Exhibit 14.

### Item 11. *Executive Compensation*

Pursuant to General Instruction G of Form 10-K, the information called for by Item 11 of Part III of Form 10-K is incorporated by reference to the information set forth in the 2008 Proxy Statement in response to Item 402 of Regulation S-K and paragraphs (e)(4) and (e)(5) of Item 407 of Regulation S-K; provided, however, that the disclosure required by paragraph (e)(5) of Item 407 of Regulation S-K will be deemed furnished in this Annual Report on Form 10-K and will not be deemed incorporated by reference into any filing under the Securities Act or the Exchange Act as a result as a result of furnishing the disclosure in this manner.

### Item 12. *Security Ownership of Certain Beneficial Owners and Management and Related Stockholder Matters*

Pursuant to General Instruction G of Form 10-K, the information called for by Item 12 of Part III of Form 10-K is incorporated by reference to the information set forth in the 2008 Proxy Statement in response to Item 403 of Regulation S-K.

### Securities Authorized for Issuance Under Equity Compensation Plans

#### EQUITY COMPENSATION PLAN INFORMATION

December 31, 2007	(a)	(b)	(c)
<u>Plan Category</u>	<u>Number of securities to be issued upon exercise of outstanding options, warrants and rights</u>	<u>Weighted-average exercise price of outstanding options, warrants and rights, compensation plans</u>	<u>Number of securities remaining available for future issuance under equity compensation plans (excluding securities reflected in column (a))</u>
Equity compensation plans approved by security holders . . . . .			
1997 Stock Option Plan <sup>1</sup> . . . . .	330,105	\$7.93	—
2007 Equity Incentive Plan <sup>2</sup> . . . . .	50,000	—	1,810,792
Equity compensation plans not approved by security holders <sup>3</sup> . . . . .	750,500	\$4.98	—
<b>TOTAL</b> . . . . .	<b>1,130,605</b>	<b>\$5.90</b>	<b>1,810,792</b>

- <sup>1</sup> The 1997 Stock Option Plan (the “1997 Plan”) was replaced with the 2007 Equity Incentive Plan. The 1997 Plan remains in effect solely for the purpose of the continued administration of the options currently outstanding under the 1997 Plan.
- <sup>2</sup> The 2007 Equity Incentive Plan was approved by shareholders on May 23, 2007. 189,208 shares of stock grants and 50,000 options were awarded to plan participants under the 2007 Equity Incentive Plan in 2007.
- <sup>3</sup> Includes:
  - (a) a warrant to purchase 224,000 shares of Common Stock for \$2.9375 per share granted to Mr. Richard Blum on December 7, 1999, in connection with the acquisition of Kirk & Blum and kbd/Technic;
  - (b) a warrant to purchase 168,000 shares of Common Stock for \$2.9375 per share granted to Mr. David Blum on December 7, 1999, in connection with the acquisition of Kirk & Blum and kbd/Technic;
  - (c) a warrant to purchase 108,500 shares of Common Stock for \$2.9375 per share granted to Mr. Larry Blum on December 7, 1999, in connection with the acquisition of Kirk & Blum and kbd/Technic;
  - (d) 250,000 shares of common stock that can be purchased pursuant to warrants granted to Green Diamond on December 28, 2006 for \$9.07 per share prior to December 28, 2016.

**Item 14. *Principal Accountant Fees and Services***

Pursuant to General Instruction G of Form 10-K, the information called for by Item 14 of Part III of Form 10-K is incorporated by reference to the information set forth in the 2008 Proxy Statement.

**Item 15. *Exhibits, Financial Statement Schedules***

1. Financial statements are set forth in this report following the signature page of this report.
2. Consolidated Financial statement schedule

All other financial statement schedules are omitted because they are not applicable or because the required information is shown in the financial statements or in the notes thereto.

3. Exhibit Index. The exhibits listed below, as part of Form 10-K, are numbered in conformity with the numbering used in Item 601 of Regulation S-K of the Securities and Exchange Commission.

2.1 Asset Purchase Agreement dated February 28, 2007 among the Company, CECO Acquisition Corp. and Effox, Inc. (Incorporated by reference to Exhibit 2.1 from the Company’s Form 8-K dated February 27, 2007)

3(i) Certificate of Incorporation. (Incorporated by reference to Exhibit 3.I from Form 10-K dated December 31, 2001)

3(ii) Bylaws. (Incorporated by reference to Exhibit 3.II from Form 10-K dated December 31, 2001)

\*\* 10.1 CECO Filters, Inc. Savings and Retirement Plan. (Incorporated by reference to CECO’s Annual Report on Form 10-K for the fiscal year ended December 31, 1990)

\*\* 10.2 CECO Environmental Corp. 1997 Stock Option Plan and Amendment. (Incorporated by reference to Exhibit 4 from Form S-8, Exhibit 4, filed March 24, 2000, of the Company)

10.3 Mortgage dated October 28, 1991 by CECO and the Montgomery County Industrial Development Corporation (“MCIDC”). (Incorporated by reference to CECO’s Annual Report on Form 10-K dated December 31, 1991)

10.4 Installment Sale Agreement dated October 28, 1991 between CECO and MCIDC. (Incorporated by reference to CECO’s Annual Report on Form 10-K dated December 31, 1991)

10.5 Consulting Agreement dated as of January 1, 1994 and effective as of July 1, 1994 between the Company and CECO. (Incorporated by reference to Exhibit 10.1 to Form 10-QSB dated September 30, 1994 of the Company)

\*\* 10.6 Stock Purchase Warrant, dated as of December 7, 1999, granted by CECO Environmental Corp. to Richard J. Blum. (Incorporated by reference to Exhibit 10.3 from the Company's Form 8-K dated December 7, 1999)

\*\* 10.7 Stock Purchase Warrant, dated as of December 7, 1999, granted by CECO Environmental Corp. to Lawrence J. Blum. (Incorporated by reference to Exhibit 10.5 from the Company's Form dated December 7, 1999)

\*\* 10.8 Stock Purchase Warrant, dated as of December 7, 1999, granted by CECO Environmental Corp. to David D. Blum. (Incorporated by reference to Exhibit 10.7 from the Company's Form 8-K dated December 7, 1999)

10.9 Kbd/Technic, Inc. Voting Trust Agreement, dated as of December 7, 1999, Richard J. Blum, trustee. (Incorporated by reference to Exhibit 10.13 from the Company's Form 8-K filed December 22, 1999 with respect to event that occurred December 7, 1999)

\*\*10.10 Stock Option Agreement for Dennis W. Blazer dated December 13, 2004. (Incorporated by reference to Exhibit 10.50 from the Company's Form 10-K dated December 31, 2004)

\*\* 10.11 Stock Option Agreement for Thomas J. Flaherty dated January 5, 2005. (Incorporated by reference to Exhibit 10.52 from the Company's Form 10-K dated December 31, 2004)

\*\* 10.12 Stock Option Agreement for Donald A. Wright dated January 5, 2005. (Incorporated by reference to Exhibit 10.53 from the Company's Form 10-K dated December 31, 2004)

\*\* 10.13 Stock Option Agreement for Ronald Krieg dated April 20, 2005. (Incorporated by reference to Exhibit 10.34 from the Company's Annual Report on Form 10-K dated December 31, 2005)

\*\* 10.14 Stock Option Agreement for Arthur Cape dated May 25, 2005. (Incorporated by reference to Exhibit 10.35 from the Company's Annual Report on Form 10-K dated December 31, 2005)

10.15 Credit Agreement between the Company and its corporate affiliates and Fifth Third Bank dated December 29, 2005. (Incorporated by reference to Exhibit 10.1 from the Company's Form 8-K dated December 28, 2005)

10.16 Transition Agreement between H.M. White, Inc., H.M. White Holding Co., Inc. and HMW, LLC dated as of January 1, 2006. (Incorporated by reference to Exhibit 10.1 from the Company's Form 8-K dated February 1, 2006)

\*\* 10.17 Amended and Restated Employment Agreement between Richard J. Blum and the Company. (Incorporated by reference to Exhibit 10.37 from the Company's 10-K dated December 31, 2006.)

\*\* 10.18 Amended and Restated 2006 Executive Incentive Compensation Plan. (Incorporated by reference to Exhibit 10.38 from the Company's 10-K dated December 31, 2006.)

10.19 First Amendment to Credit Agreement among the Company, its corporate affiliates and Fifth Third Bank dated June 8, 2006. (Incorporated by reference to Exhibit 10.1 from the Company's Form 8-K dated June 8, 2006)

- \*\* 10.20 Amended and Restated Employment Agreement between David D. Blum and the Company. (Incorporated by reference to Exhibit 10.41 from the Company's 10-K dated December 31, 2006.)
- \*\* 10.21 Stock Option Agreement of Ronald E. Krieg dated June 21, 2006. (Incorporated by reference to Exhibit 10.42 from the Company's 10-K dated December 31, 2006.)
- \*\* 10.22 Stock Option Agreement of Arthur Cape dated June 21, 2006. (Incorporated by reference to Exhibit 10.43 from the Company's 10-K dated December 31, 2006.)
- \*\* 10.23 Stock Option Agreement of Donald A. Wright dated June 21, 2006. (Incorporated by reference to Exhibit 10.44 from the Company's 10-K dated December 31, 2006.)
- \*\* 10.24 Stock Option Agreement of Thomas J. Flaherty dated June 21, 2006. (Incorporated by reference to Exhibit 10.45 from the Company's 10-K dated December 31, 2006.)
- \*\* 10.25 Stock Option Agreement of Dennis W. Blazer dated June 21, 2006. (Incorporated by reference to Exhibit 10.46 from the Company's 10-K dated December 31, 2006.)
- 10.26 Warrant Agreement between the Company and Green Diamond dated December 28, 2006. (Incorporated by reference to Exhibit 10.3 from the Company's Form 8-K dated December 28, 2006)
- 10.27 Fourth Amended and Restated Replacement Promissory Note in the principal amount of \$1,200,000 dated as of March 26, 2007 made by CECO Environmental Corp. and payable to Green Diamond. (Incorporated by reference to Exhibit 10.2 from the Company's Form 8-K dated March 26, 2007) [Repaid in full in May 2007]
- 10.28 Sixth Amended and Restated Replacement Promissory Note in the amount of \$4,542,570 dated as of March 26, 2007 made by CECO Environmental Corp. and payable to Green Diamond. (Incorporated by reference to Exhibit 10.2 from the Company's Form 8-K dated March 26, 2007) [Repaid in full in May 2007]
- 10.29 Second Amendment to Credit Agreement among the Company, its corporate affiliates and Fifth Third Bank dated February 27, 2007. (Incorporated by reference to Exhibit 10.1 from the Company's Form 8-K dated February 27, 2007)
- 10.30 Second Amended and Restated Revolving Credit Promissory Note dated February 28, 2007. (Incorporated by reference to Exhibit 10.2 from the Company's Current Report on Form 8-K dated February 27, 2007)
- 10.31 Second Amended and Restated Term Promissory Note dated February 28, 2007. (Incorporated by reference to Exhibit 10.3 from the Company's Current Report on Form 8-K dated February 27, 2007)
- 10.32 Term Promissory Note dated February 28, 2007. (Incorporated by reference to Exhibit 10.4 from the Company's Current Report on Form 8-K dated February 27, 2007)
- \*\* 10.33 Consulting Agreement between Green Diamond and the Company dated March 26, 2007. (Incorporate by reference to Exhibit 10.54 from the Company's 10-K dated December 31, 2006.)
- \*\* 10.34 CECO Environmental Corp. 2007 Equity Incentive Plan. (Incorporated by reference to Exhibit B to CECO Environmental Corp.'s definitive proxy statement on Schedule 14A filed on April 20, 2007.)
- \*\* 10.35 Restricted Stock Award Agreement of Phillip DeZwirek dated July 2, 2007. (Incorporated by reference to Exhibit 10.1 from the Company's Form 10-Q dated September 30, 2007.)

\*\* 10.36 Restricted Stock Award Agreement of Dennis W. Blazer dated June 5, 2007 (Incorporated by reference to Exhibit 10.2 from the Company's Form 10-Q dated June 30, 2007.)

\*\* 10.37 Restricted Stock Award Agreement of Richard J. Blum dated June 5, 2007 (Incorporated by reference to Exhibit 10.3 from the Company's Form 10-Q dated June 30, 2007.)

\*\* 10.38 Restricted Stock Award Agreement of David D. Blum dated June 5, 2007 (Incorporated by reference to Exhibit 10.4 from the Company's Form 10-Q dated June 30, 2007)

\*;\*\* 10.39 Restricted Stock Award Agreement of Thomas J. Flaherty dated July 2, 2007.

\*;\*\* 10.40 Restricted Stock Award Agreement of Donald A. Wright dated July 2, 2007.

\*;\*\* 10.41 Restricted Stock Award Agreement of Ronald Krieg dated July 2, 2007.

\*;\*\* 10.42 Restricted Stock Award Agreement of Arthur Cape dated July 2, 2007.

10.43 Asset Purchase Agreement among the Company, GMD Acquisition Corp., GMD Environmental Technologies, Inc., GMD Properties, Inc. and GMD Services, Inc. dated October 31, 2007 (Incorporated by reference to Exhibit 2.1 from the Company's 8-K dated October 30, 2007)

10.44 Goodwill Purchase Agreement among the Company, GMD Acquisition Corp., and Gerald J. Reier dated October 31, 2007. (Incorporated by reference to Exhibit 2.2 from the Company's 8-K dated October 30, 2007)

\* 10.45 Agreement of Sale between Kirk & Blum Manufacturing Company and International Paper Company dated October 30, 2007.

\*10.46 First Amendment to Agreement of Sale between Kirk & Blum Manufacturing Company and International Paper Company.

\* 14 Code of Ethics

\* 21 Subsidiaries of the Company

\* 23.1 Consent of Battelle & Battelle LLP

\* 31.1 Rule 13a-14(a)/15d-14(a) Certification by Chief Executive Officer

\* 31.2 Rule 13a-14(a)/15d-14(a) Certification by Chief Financial Officer

\* 32.1 Certification of Chief Executive Officer (18 U.S. Section 1350)

\* 32.2 Certification of Chief Financial Officer (18 U.S. Section 1350)

---

\* Filed herewith

\*\* Management contracts or compensation plans or arrangement

## SIGNATURES

Pursuant to the requirements of Section 13 or 15(d) of the Securities Exchange Act of 1934, the Registrant has duly caused this report to be signed on its behalf by the undersigned, thereunto duly authorized.

CECO ENVIRONMENTAL CORP.

By:                     /s/ PHILLIP DEZWIREK                    

**Phillip DeZwirek,**  
**Chief Executive Officer**  
**Dated: March 17, 2008**

Pursuant to the requirements of the Securities Exchange Act of 1934, this report has been signed below by the following persons on behalf of the Registrant and in the capacities and on the dates indicated:

Principal Executive Officer

                    /s/ PHILLIP DEZWIREK                     March 17, 2008  
**Phillip DeZwirek,**  
**Chairman of the Board,**  
**Director and Chief Executive Officer**

Principal Financial and Accounting Officer

                    /s/ DENNIS W. BLAZER                     March 17, 2008  
**Dennis W. Blazer**  
**Vice President-Finance and Administration;**  
**Chief Financial Officer**

                    /s/ RICHARD J. BLUM                     March 17, 2008  
**Richard J. Blum,**  
**President, Director**

                    /s/ JASON LOUIS DEZWIREK                     March 17, 2008  
**Jason Louis DeZwirek,**  
**Director**

                    /s/ ARTHUR CAPE                     March 17, 2008  
**Arthur Cape,**  
**Director**

                    /s/ DONALD A. WRIGHT                     March 17, 2008  
**Donald A. Wright,**  
**Director**

                    /s/ THOMAS J. FLAHERTY                     March 17, 2008  
**Thomas J. Flaherty,**  
**Director**

                    /s/ RONALD E. KRIEG                     March 17, 2008  
**Ronald E. Krieg,**  
**Director**

**CECO ENVIRONMENTAL CORP. AND SUBSIDIARIES**  
**CONSOLIDATED FINANCIAL STATEMENTS**

## REPORT OF INDEPENDENT REGISTERED PUBLIC ACCOUNTING FIRM

Board of Directors and Shareholders  
CECO Environmental Corp.  
Cincinnati, Ohio

We have audited the accompanying consolidated balance sheet of CECO Environmental Corp. and subsidiaries as of December 31, 2007 and 2006, and the related consolidated statements of operations, shareholders' equity and cash flows for each of the years in the three-year period ended December 31, 2007. CECO Environmental Corp.'s management is responsible for these financial statements. Our responsibility is to express an opinion on these consolidated financial statements based on our audits.

We conducted our audits in accordance with the standards of the Public Company Accounting Oversight Board (United States). Those standards require that we plan and perform the audit to obtain reasonable assurance about whether the financial statements are free of material misstatement. An audit includes examining, on a test basis, evidence supporting the amounts and disclosures in the financial statements. An audit also includes assessing the accounting principles used and significant estimates made by management, as well as evaluating the overall financial statement presentation. We believe that our audits provide a reasonable basis for our opinion.

In our opinion, the consolidated financial statements referred to above present fairly, in all material respects, the financial position of CECO Environmental Corp. and subsidiaries as of December 31, 2007 and 2006, and the results of its operations and its cash flows for each of the years in the three-year period ended December 31, 2007 in conformity with accounting principles generally accepted in the United States of America.

As discussed in Note 1 to the consolidated financial statements, effective January 1, 2007, the Company adopted Financial Accounting Standards Board (FASB) Interpretation No. 48 (FIN 48), "Accounting for Uncertainty in Income Taxes—an interpretation of FASB Statement No. 109, Accounting for Income Taxes", and effective January 1, 2006 the Company adopted Statement of Financial Accounting Standards No. 123(R), "Share-Based Payment (Revised 2004)." Effective for the fiscal year ended December 31, 2006, the Company also adopted Statement of Financial Accounting Standards No. 158, "Employers' Accounting for Defined Benefit Pension and Other Postretirement Plans."

We also have audited, in accordance with the standards of the Public Company Accounting Oversight Board (United States), CECO Environmental Corp.'s internal control over financial reporting as of December 31, 2007, based on criteria established in Internal Control—Integrated Framework issued by the Committee of Sponsoring Organizations of the Treadway Commission (COSO), and our report dated March 17, 2008 expressed an adverse opinion.

/s/ Battelle & Battelle LLP  
Dayton, Ohio  
March 17, 2008

**CECO ENVIRONMENTAL CORP.**  
**CONSOLIDATED BALANCE SHEETS**

	December 31,	
	2007	2006
	Dollars in thousands except per share data	
<b>ASSETS</b>		
Current assets:		
Cash and cash equivalents	\$ 656	\$ 445
Accounts receivable, net	47,736	26,925
Costs and estimated earnings in excess of billings on uncompleted contracts	11,541	10,766
Inventories	4,694	2,755
Prepaid expenses and other current assets	2,907	1,204
Total current assets	67,534	42,095
Property and equipment, net	9,284	8,530
Goodwill, net	14,761	9,527
Intangible assets—finite life, net	1,480	576
Intangible assets—indefinite life	2,095	1,395
Deferred charges and other assets	1,381	507
	\$96,535	\$62,630
<b>LIABILITIES AND SHAREHOLDERS' EQUITY</b>		
Current liabilities:		
Current portion of debt	\$ 278	\$ 620
Accounts payable and accrued expenses	38,012	17,879
Billings in excess of costs and estimated earnings on uncompleted contracts	8,024	9,559
Accrued income taxes	—	284
Total current liabilities	46,314	28,342
Other liabilities	2,178	1,966
Debt, less current portion	4,429	9,971
Deferred income tax liability	2,688	2,527
Related party subordinated notes	—	4,901
Total liabilities	55,609	47,707
Commitments and contingencies (Note 13)		
Shareholders' equity:		
Preferred stock, \$.01 par value; 10,000 shares authorized, none issued	—	—
Common stock, \$.01 par value; 100,000,000 shares authorized, 14,927,292 and 11,622,729 shares issued in 2007 and 2006, respectively	149	116
Capital in excess of par value	40,796	20,421
Accumulated earnings (deficit)	1,674	(3,978)
Accumulated other comprehensive loss	(1,337)	(1,280)
	41,282	15,279
Less treasury stock, at cost, 137,920 shares in 2007 and 2006	(356)	(356)
Total shareholders' equity	40,926	14,923
	\$96,535	\$62,630

The notes to consolidated financial statements are an integral part of the above statements.

**CECO ENVIRONMENTAL CORP.**

**CONSOLIDATED STATEMENTS OF OPERATIONS**

	Year Ended December 31,		
	2007	2006	2005
	<b>Dollars in thousands, except per share data</b>		
Net sales .....	\$ 235,953	\$ 135,359	\$ 81,521
Costs and expenses:			
Cost of sales, exclusive of items shown separately below .....	195,548	111,261	64,521
Selling and administrative .....	26,148	16,822	12,308
Depreciation and amortization .....	1,623	1,229	1,167
	223,319	129,312	77,996
Income from operations .....	12,634	6,047	3,525
Other income (expense) .....	10	812	(900)
Interest expense (including related party interest of \$1,101, \$732 and \$1,049, respectively) .....	(1,978)	(1,997)	(2,413)
Income before income taxes .....	10,666	4,862	212
Income tax expense .....	4,361	1,768	647
Net income (loss) .....	\$ 6,305	\$ 3,094	\$ (435)
Per share data:			
Basic net income (loss) .....	\$ .47	\$ .27	\$ (.04)
Diluted net income (loss) .....	\$ .45	\$ .24	\$ (.04)
Weighted average number of common shares outstanding:			
Basic .....	13,456,580	11,260,459	9,993,260
Diluted .....	14,042,324	12,890,401	9,993,260

The notes to consolidated financial statements are an integral part of the above statements.

**CECO ENVIRONMENTAL CORP.**

**CONSOLIDATED STATEMENTS OF SHAREHOLDERS' EQUITY**

	<u>Common Stock</u>		<u>Capital in excess of par value</u>	<u>Accum. (Deficit) / Earnings</u>	<u>Accum. Other Comp. Loss</u>	<u>Treasury Stock</u>		<u>Total</u>	<u>Total Comp. (Loss) Income</u>
	<u>Shares</u>	<u>Amount</u>				<u>Shares</u>	<u>Amount</u>		
Balance January 1, 2005 .....	10,168	\$102	\$15,017	\$(6,637)	\$ (760)	(175)	\$(473)	\$ 7,249	
Net loss for the year ended									
December 31, 2005 .....				(435)				(435)	\$ (435)
Other comprehensive loss:									
Minimum pension liability, net of tax \$(22) .....					(33)			(33)	(33)
Translation gain .....					2			2	2
Balance December 31, 2005 .....	10,168	102	15,017	(7,072)	(791)	(175)	(473)	6,783	\$ (466)
Net income for the year ended									
December 31, 2006 .....				3,094				3,094	\$3,094
Issuance of common stock .....	1,492	14	3,349					3,363	
Stock warrants issued .....			842					842	
Treasury stock retirement .....	(37)		(117)			37	117	—	
Tax benefit of warrants and options exercised .....			1,187					1,187	
Share based compensation earned ...			143					143	
Other comp. income (loss):									
Adjustment for minimum pension/post retirement liability, net of tax \$(178) ...					(266)			(266)	(266)
Translation gain .....					3			3	3
Adjustment for SFAS 158 transition, net of tax \$(150) .....					(226)			(226)	
Balance December 31, 2006 .....	11,623	116	20,421	(3,978)	(1,280)	(138)	(356)	14,923	\$2,831
Net income for the year ended									
December 31, 2007 .....				6,305				6,305	\$6,305
Exercise of options and warrants ....	1,798	18	4,841					4,859	
Secondary stock offering net of expenses (\$386) .....	1,366	14	14,123					14,137	
Issuance of restricted stock .....	140	1	(1)					—	
Share based compensation earned ...			741					741	
Tax benefit of warrants and options exercised .....			1,398					1,398	
Adjustment to beginning balance to initially apply FIN 48 .....			(727)	(653)				(1,380)	
Other comp. income (loss):									
Adjustment for minimum pension/post retirement liability, net of tax \$(34) ....					(51)			(51)	(51)
Translation loss .....					(6)			(6)	(6)
Balance December 31, 2007 .....	14,927	\$149	\$40,796	\$ 1,674	\$(1,337)	(138)	\$(356)	\$40,926	\$6,248

The notes to consolidated financial statements are an integral part of the above statements.

## Accumulated Other Comprehensive Loss

Components of accumulated other comprehensive loss in Stockholders' equity:

	<u>Translation gain / (loss)</u>	<u>Minimum pension liability adjustment</u>	<u>Accumulated other comprehensive loss</u>
January 1, 2005 .....	\$ (2)	\$ (758)	\$ (760)
2005 activity .....	<u>2</u>	<u>(33)</u>	<u>(31)</u>
Balance December 31, 2005 .....	—	(791)	(791)
2006 activity .....	<u>3</u>	<u>(492)</u>	<u>(489)</u>
Balance December 31, 2006 .....	3	(1,283)	(1,280)
2007 activity .....	<u>(6)</u>	<u>(51)</u>	<u>(57)</u>
Balance December 31, 2007 .....	<u>\$ (3)</u>	<u>\$(1,334)</u>	<u>\$(1,337)</u>

The notes to consolidated financial statements are an integral part of the above statements.

**CECO ENVIRONMENTAL CORP.**

**CONSOLIDATED STATEMENTS OF CASH FLOWS**

	Year Ended December 31		
	2007	2006	2005
	Dollars in thousands		
Cash flows from operating activities:			
Net income (loss) .....	\$ 6,305	\$ 3,094	\$ (435)
Adjustments to reconcile net income (loss) to net cash provided by (used in) operating activities:			
Depreciation and amortization .....	1,623	1,229	1,167
Non cash interest expense included in net income (loss) .....	887	207	357
Non cash warrant valuation (income) expense included in net income (loss) .....	—	(842)	806
Non cash gains included in net income (loss) .....	—	(29)	(81)
Non cash loss from disposal of fixed assets .....	—	25	174
Share based compensation .....	741	143	—
Deferred income taxes .....	(489)	(160)	423
Changes in operating assets and liabilities, net of acquisitions:			
Accounts receivable .....	(15,033)	(13,774)	904
Costs and estimated earnings in excess of billings on uncompleted contracts .....	(29)	(6,085)	(500)
Inventories .....	(547)	(774)	(292)
Prepaid expenses and other current assets .....	(508)	92	101
Deferred charges and other assets .....	(175)	101	(193)
Accounts payable and accrued expenses .....	14,670	5,862	(158)
Other liabilities .....	(186)	(503)	17
Billings in excess of costs and estimated earnings on uncompleted contracts .....	(3,884)	5,793	296
Accrued income taxes .....	583	1,340	—
Net cash provided by (used in) operating activities .....	3,958	(4,281)	2,586
Cash flows from investing activities—			
Acquisitions of property and equipment .....	(1,692)	(898)	(661)
Net cash paid for acquisitions .....	(9,955)	—	—
Net cash used in investing activities .....	(11,647)	(898)	(661)
Cash flows from financing activities:			
Net borrowings (repayments) on revolving credit line .....	(3,352)	4,377	(866)
Proceeds from secondary stock offering .....	14,137	—	—
Proceeds from exercise of warrants and options not under plan .....	4,687	3,082	—
Proceeds from exercise of stock options .....	172	280	—
Excess income tax benefit realized from share based compensation .....	531	131	—
Subordinated debt repayments .....	(5,743)	(1,988)	—
Proceeds from term debt .....	5,000	—	—
Repayments of debt .....	(7,532)	(568)	(1,088)
Net cash provided by (used in) financing activities .....	7,900	5,314	(1,954)
Net increase (decrease) in cash and cash equivalents .....	211	135	(29)
Cash and cash equivalents at beginning of year .....	445	310	339
Cash and cash equivalents at end of year .....	\$ 656	\$ 445	\$ 310
Supplemental Schedule of Non-Cash Activities:			
Addition to goodwill through earn-out payable .....	\$ 1,000	\$ —	\$ —

The notes to consolidated financial statements are an integral part of the above statements.

CECO ENVIRONMENTAL CORP.

SUPPLEMENTAL DISCLOSURES OF CASH FLOW INFORMATION

	<u>2007</u>	<u>2006</u>	<u>2005</u>
	<u>Dollars in thousands</u>		
Cash paid during the year for:			
Interest .....	<u>\$1,152</u>	<u>\$2,950</u>	<u>\$1,514</u>
Income taxes .....	<u>\$5,244</u>	<u>\$ 350</u>	<u>\$ 30</u>

The notes to consolidated financial statements are an integral part of the above statements.

**CECO ENVIRONMENTAL CORP.**  
**NOTES TO CONSOLIDATED FINANCIAL STATEMENTS**  
**For the Years Ended December 31, 2007, 2006 and 2005**

**1. Nature of Business and Summary of Significant Accounting Policies**

*Nature of business*—The principal businesses of CECO Environmental Corp. is to provide innovative solutions to industrial ventilation and air quality problems through dust, mist and fume control systems and particle and chemical technologies to industrial and commercial customers, primarily in the United States.

*Principles of consolidation*—Our consolidated financial statements include the accounts of the following subsidiaries:

	<u>% Owned As Of December 31, 2007</u>
CECO Group, Inc. (“Group”) . . . . .	100%
CECO Filters, Inc. and Subsidiaries (“CFI”) . . . . .	99%
The Kirk & Blum Manufacturing Company (“K&B”) . . . . .	100%
kbd/Technic, Inc (“kbd”) . . . . .	100%
CECO Abatement Systems, Inc (“CAS”) . . . . .	100%
CECOaire, Inc (“CAI”) . . . . .	100%
H.M. White, Inc. (“White”) . . . . .	100%
Effox, Inc. (“Effox”) . . . . .	100%
GMD Environmental Technologies, Inc. (“GMD”) . . . . .	100%

CFI includes two wholly owned subsidiaries, New Busch Co., Inc. (“Busch”) and CECO Filters India Private Limited. Minority interest in CFI is not material and is included in other liabilities in the consolidated financial statements.

All intercompany balances and transactions have been eliminated.

*Business Segment Information*—Our structure and operational integration results in one segment that focuses on engineering, designing, building and installing systems that remove airborne contaminants from industrial facilities, as well as equipment that controls emissions from such facilities. Accordingly, the condensed consolidated financial statements herein reflect the operating results of the segment.

*Use of estimates*—The preparation of financial statements in conformity with accounting principles generally accepted in the United States of America, requires management to make estimates and assumptions that affect the reported amounts of assets and liabilities and disclosure of contingent assets and liabilities at the date of the financial statements and the reported amounts of revenues and expenses during the reporting period. Actual results could differ from those estimates.

*Cash and cash equivalents*—We consider all highly liquid investments with original maturities of three months or less to be cash equivalents.

*Accounts Receivable*—Trade receivables are uncollateralized customer obligations due under normal trade terms requiring payment generally within 30 days from the invoice date unless otherwise determined by specific contract. The Company’s estimate of the allowance for doubtful accounts for trade receivables is primarily determined based upon the length of time that the receivables are past due. In addition, management estimates are used to determine probable losses based upon an analysis of prior collection experience, specific account risks and economic conditions.

**CECO ENVIRONMENTAL CORP.**

**NOTES TO CONSOLIDATED FINANCIAL STATEMENTS—(Continued)**

**For the Years Ended December 31, 2007, 2006 and 2005**

The Company has a series of actions that occur based upon the aging of past due trade receivables, including letters, statements, direct customer contact and liens. Accounts are deemed uncollectible based on past account experience and current account financial condition.

*Inventories*—The Company's inventories are valued at the lower of cost or market using the first-in, first-out (FIFO) inventory costing method.

*Accounting for long-lived assets*—Our policy is to assess the recoverability of long-lived assets when there are indications of potential impairment and the undiscounted cash flows estimated to be generated by those assets are less than the carrying value of such assets.

*Property and equipment*—Property and equipment are recorded at cost. Expenditures for repairs and maintenance are charged to income as incurred. Depreciation and amortization are computed using the straight-line and accelerated methods over the estimated useful lives of the assets, which range from 12 to 40 years for building and improvements and 3 to 10 years for machinery and equipment.

*Intangible assets*—Indefinite life intangible assets are comprised of tradenames, while finite life intangible assets are comprised of patents, Effox backlog, customer lists and employment contracts. The ratable amortization of the goodwill associated with acquisitions and other intangible assets with indefinite lives was replaced with periodic tests for impairment with our adoption of Statement of Financial Accounting Standards ("SFAS") No. 142, "Goodwill and Other Intangible Assets" on January 1, 2002. Other intangible assets with finite lives are being amortized on a straight-line basis over their estimated useful lives, which range from 18 months to 17 years. In accordance with SFAS No. 142, we ceased amortization of goodwill and intangible assets with indefinite lives effective January 1, 2002. In the fourth quarter of 2007, we completed our annual tests for impairment and determined that the fair values of these net assets are in excess of the carrying values of such assets.

*Cash Surrender Value of Life Insurance*—We have whole life insurance policies in force on the lives of six former shareholders of certain subsidiaries. These policies were purchased by these subsidiaries prior to their acquisition by CECO Environmental, Inc. in 1999 and were originally intended to provide funding for repurchasing shares in the event of the death of a shareholder. The policies are fully paid up and the cash surrender values have been borrowed to pay premiums and interest on the policy loans, and to provide an occasional low cost source of financing for the Company. Interest on the policy loans is recorded to interest expense and the loan amounts on the cash surrender values are increased to cover payment of this expense. The net value of these policies, reported as other long term assets, was \$374,000, \$357,000 and \$384,000 as of December 31, 2007, 2006 and 2005, respectively. The net cash surrender value approximates fair value.

*Deferred charges*—Deferred charges primarily represent deferred financing costs, which are amortized to interest expense over the life of the related loan. Amortization expense was \$43,000, \$109,000 and \$71,000 for 2007, 2006 and 2005, respectively.

*Financial Instruments*—On January 1, 2001, we adopted Statement of Financial Accounting Standards ("SFAS") No. 133, "Accounting for Derivative Instruments and Hedging Activities," as amended by SFAS No. 138, "Accounting for Certain Derivative Instruments and Certain Hedging Activities". Under this guidance all derivative instruments, including those embedded in other contracts are recognized as either assets or liabilities and those financial instruments are measured at fair value. The accounting for changes in the fair value of derivatives depends on their intended use and designation.

**CECO ENVIRONMENTAL CORP.**

**NOTES TO CONSOLIDATED FINANCIAL STATEMENTS—(Continued)**

**For the Years Ended December 31, 2007, 2006 and 2005**

We are exposed to market risk from changes in interest rates. Our policy is to manage interest rate costs using a mix of fixed and variable rate debt. To manage this mix in a cost-efficient manner, we may enter into interest rate swaps or other hedge type arrangements, in which we agree to exchange, at specified intervals, the difference between fixed and variable interest amounts calculated by reference to an agreed-upon notional principal amount. We currently have no interest rate swap agreements.

*Revenue recognition*—Revenues from contracts, representing the majority of our revenues, are recognized on the percentage of completion method, measured by the percentage of contract costs incurred to date compared to estimated total contract costs for each contract. This method is used because management considers contract costs to be the best available measure of progress on these contracts. Our remaining revenues are recognized when risk and title passes to the customer, which is generally upon shipment of product.

Contract costs include direct material, labor costs and those indirect costs related to contract performance, such as indirect labor, supplies, tools and repairs. Selling and administrative costs are charged to expense as incurred. Provisions for estimated losses on uncompleted contracts are made in the period in which such losses are determined. Changes in job performance, job conditions and estimated profitability may result in revisions to contract revenue and costs and are recognized in the period in which the revisions are made. Our reserve for estimated losses on uncompleted contracts is \$167,000, \$79,000 and \$6,000 as of December 31, 2007, 2006 and 2005, respectively.

The asset, “Costs and estimated earnings in excess of billings on uncompleted contracts,” represents revenues recognized in excess of amounts billed. The liability, “Billings in excess of costs and estimated earnings on uncompleted contracts,” represents billings in excess of revenues recognized.

*Sales Taxes*—Under Emerging Issues Task Force (EITF) Issue No. 06-03, the Company is permitted to record taxes collected from customers and remitted to governmental authorities on either a gross basis (included in revenues and costs) or a net basis (excluded from revenues). The Company classifies sales taxes on a net basis in the Consolidated Statements of Operations.

*Product Warranties*—The Company’s warranty reserve is to cover the products sold and is principally at our Effox subsidiary. The warranty accrual is based on historical claims information. The warranty reserve is reviewed and adjusted as necessary on a quarterly basis. Warranty accrual is not significant at the Company’s other operations due to the nature of the work of including installation. The change in accrued warranty expense at Effox is summarized in the following table:

(in thousands)	<u>Balance at time of acquisition</u>	<u>Warranty provision</u>	<u>Warranty payments</u>	<u>Balance at end of year</u>
Year ended 2007 . . . . .	\$489	\$249	\$(182)	\$556

*Claims*—The Company recognizes certain significant claims for recovery of incurred costs when it is probable that the claim will result in additional contract revenue and when the amount of the claim can be reliably estimated. Unapproved change orders are accounted for in revenue and cost when it is probable that the costs will be recovered through a change in the contract price. In circumstances where recovery is considered probable but the revenues cannot be reliably estimated, costs attributable to change orders are deferred pending determination of contract price. Claims against customers are recognized as income by us when collectability of the claim is probable and the amount can be reasonably estimated.

**CECO ENVIRONMENTAL CORP.**

**NOTES TO CONSOLIDATED FINANCIAL STATEMENTS—(Continued)**

**For the Years Ended December 31, 2007, 2006 and 2005**

*Cost of sales*—Cost of sales amounts include materials, direct labor and associated benefits, inbound freight charges, purchasing and receiving, inspection, warehousing and internal transfer costs. Customer freight charges are included in sales and actual freight expenses are included in cost of sales.

*Income taxes*—Deferred income taxes are provided using the liability method whereby deferred tax assets are recognized for deductible temporary differences and operating loss and tax credit carryforwards and deferred tax liabilities are recognized for taxable temporary differences. Temporary differences are the differences between the reported amounts of assets and liabilities and their tax bases. Deferred tax assets and liabilities are adjusted for the effects of changes in tax laws and rates on the date of enactment.

*Selling and administrative expenses*—Selling and administrative expenses include sales and administrative wages and associated benefits, selling and office expenses, bad debt expense and change in life insurance cash surrender value.

*Advertising costs*—Advertising costs are charged to operations in the year incurred and totaled \$638,000, \$283,000 and \$157,000 in 2007, 2006 and 2005, respectively.

*Research and development*—Research and development costs are charged to expense as incurred. The amounts charged to operations were \$12,000, \$0 and \$10,000 in 2007, 2006 and 2005, respectively.

*Earnings per share*—For the year ended December 31, 2007, basic weighted average common shares outstanding were 13,456,580, while diluted average common shares outstanding were 14,042,324. For the years ended December 31, 2006 and 2005, basic weighted average common shares outstanding were 11,260,459 and 9,993,260, respectively, and diluted weighted average common shares outstanding were 12,890,401 and 9,993,260, respectively. We consider outstanding non-vested awards in computing diluted net loss per share only when they are dilutive. Options and warrants to purchase 95,000 and 0 shares for the years ended December 31, 2007 and 2006, respectively, were not included in the computation of diluted earnings per share due to their having an anti-dilutive effect. There were no adjustments to net income (loss) for the basic or diluted earnings per share computations for any year presented.

The number of shares outstanding for calculation of earnings per share (EPS) is as follows:

	<b>2007</b>	<b>2006</b>	<b>2005</b>
Weighted-average shares outstanding-basic . . . . .	13,456,580	11,260,459	9,993,260
Effect of potentially dilutive securities . . . . .	585,744	1,629,942	—
Weighted-average shares outstanding-diluted . . .	14,042,324	12,890,401	9,993,260

*Share-based compensation*—The Company adopted Statement of Financial Accounting Standards (SFAS) No. 123(R), “Share-Based Payment,” effective January 1, 2006. SFAS No. 123(R) requires public entities to measure the cost of employee services received in exchange for an award of equity instruments and recognize this cost over the period during which an employee is required to provide the services. The Company has adopted SFAS No. 123(R) using the “modified prospective application” as defined in the Statement, and therefore financial statements from periods ending prior to January 1, 2006 have not been restated. As a result of adopting SFAS No. 123(R) on January 1, 2006, the Company’s income before income taxes for the years ended December 31, 2007 and 2006 was \$741,000 and \$143,000 lower respectively and net income was \$444,600 and \$94,000 lower respectively than if it had continued to account for share-based compensation under APB No. 25. Basic and diluted net income per share for the year ended December 31, 2007 and 2006 would have been increased from \$.47 to \$.50 and \$.45 to \$.48 respectively if the Company had not adopted SFAS No. 123(R). See further discussion in Note 11.

**CECO ENVIRONMENTAL CORP.**

**NOTES TO CONSOLIDATED FINANCIAL STATEMENTS—(Continued)**

**For the Years Ended December 31, 2007, 2006 and 2005**

Prior to January 1, 2006, the Company applied the provisions of Accounting Principles Board Opinion No. 25 (APB No. 25), “Accounting for Stock Issued to Employees.” Accordingly, no compensation expense was reflected in the financial statements as the exercise price of options granted to employees and non-employee directors equaled the fair market value of the Company’s common shares on the date of grant. The Company had adopted the disclosure-only provisions of SFAS No. 123, “Accounting for Stock Based Compensation.”

If the Company had adopted the expense recognition provisions of SFAS No. 123 prior to January 1, 2006, net income and earnings per share for the twelve month period ended December 31, 2005 would have been as follows:

(In thousands except earnings per share)	<u>Year ended 12/31/05</u>
Net loss as reported . . . . .	\$(435)
Stock-based compensation expense included in reported net income, net of related tax effects . . . . .	—
Deduct: Total stock-based compensation determined under the fair value based method for all awards, net of tax effects . . . . .	(39)
Proforma net loss . . . . .	<u>\$(474)</u>
Loss per common share basic and diluted	
As reported . . . . .	\$ (.04)
Pro forma . . . . .	\$ (.05)

*Foreign Currency Translation*—Assets and liabilities of foreign operations are translated using period-end exchange rates, and revenues and expenses are translated using average exchange rates during each period. Translation gains and losses are reported in accumulated other comprehensive earnings as a component of shareholders’ equity.

*Reclassifications*—Certain prior year amounts have been reclassified in order to conform to the current year presentation. Prepaid pension balance of \$558,000 for 2006 has been reclassified from the balance sheet line “Prepaid expenses and other current assets” to the line “Other liabilities” to represent the funded status of the plan according to SFAS No. 158 “Employers’ Accounting for Defined Benefit Pension and Other Postretirement Plans-an Amendment of FASB Statements No. 87, 88, 106 and 132(R).” The amount was considered immaterial for restatement purposes. Additional details on the Company’s pension and employee benefit plans are provided in Note 12.

*New Financial Accounting Pronouncement Adopted*

FIN 48—In June 2006, the Financial Accounting Standards Board (FASB) issued FIN 48, Accounting for Uncertainty in Income Taxes—an interpretation of FASB Statement 109. FIN 48 clarifies the accounting for uncertainty in income taxes recognized in an enterprise’s financial statements in accordance with FASB Statement No. 109, Accounting for Income Taxes. FIN 48 prescribes a comprehensive model for recognizing, measuring, presenting and disclosing in the financial statements tax positions taken or expected to be taken on a tax return. FIN 48 became effective for the Company on January 1, 2007. The adoption of FIN 48 included recognition of a liability for unrecognized tax obligations of \$653,000, which was accounted for as an increase to the January 1, 2007 balance of accumulated deficit. The Company recognizes penalties and interest, if any, related to unrecognized tax obligations as a tax provision expense. Actual results may differ substantially from our estimates. Additional details about the adoption of FIN 48 are provided in Note 14.

**CECO ENVIRONMENTAL CORP.**

**NOTES TO CONSOLIDATED FINANCIAL STATEMENTS—(Continued)**

**For the Years Ended December 31, 2007, 2006 and 2005**

*Recently Issued Accounting Pronouncements*

SFAS 157—In September 2006 the FASB issued Statement of Financial Accounting Standard (SFAS) No. 157, “Fair Value Measurements” (“SFAS No. 157”). SFAS No. 157 clarifies the principle that fair value should be based on the assumptions market participants would use when pricing an asset or liability and establishes a fair value hierarchy that prioritizes the information used to develop those assumptions. Under the standard, fair value measurements would be separately disclosed by level within the fair value hierarchy. SFAS 157 is effective for the Company’s fiscal year beginning January 1, 2008. In February 2008, the FASB delayed the effective date one year for nonfinancial assets and liabilities not currently recognized or disclosed at fair value on a recurring basis (at least annually). Examples of non financial assets and liabilities to which the deferral would apply for the Company include (i) those acquired in a business combination and (ii) goodwill, indefinite-lived intangible assets, and long-lived assets measured at fair value for impairment testing. The Company is currently assessing the impact that this standard will have on its consolidated results of operations, financial position or cash flows.

SFAS 159—In February 2007, the FASB issued SFAS No. 159, “The Fair Value Option for Financial Assets and Financial Liabilities”. This Statement provides companies with an option to report selected financial assets and liabilities at fair value in an effort to reduce both complexity in accounting for financial instruments and the volatility in earnings caused by measuring related assets and liabilities differently. SFAS No. 159 also establishes presentation and disclosure requirements designed to facilitate comparisons between companies that choose different measurement attributes for similar types of assets and liabilities. SFAS No. 159 requires entities to display the fair value of those assets and liabilities for which the entity has chosen to use fair value on the face of the balance sheet. The standard, which will be effective for the Company as of January 1, 2008, is currently under evaluation by the Company’s management. At this time, we do not expect to elect the fair value option for any eligible items and did not early adopt the standard in the first quarter of 2007 as permitted.

SFAS 141(R)—In December 2007, the FASB issued SFAS No. 141 (revised 2007), “Business Combinations”. This Statement defines the acquirer in a business combination as the entity that obtains control of one or more businesses, and establishes the acquisition date as the date the acquirer achieves this control. This Statement also refines the application of the purchase method by requiring the acquirer to recognize assets acquired and liabilities assumed at fair value and replacing the cost-allocation process previously required under SFAS 141. Included in fair value are contractual contingencies to the extent that it is more likely than not that such contingencies meet the definition of assets or liabilities in FASB Concepts Statement No. 6, Elements of Financial Statements. The carrying value of such contractual contingencies remains unchanged until settled or until new information is obtained indicating the value of an asset is lower than acquisition-date fair value or that a liability is higher than acquisition-date fair value. Furthermore, acquisition-related costs and restructuring costs that are expected but not obligatory are required to be recognized separately from the business combination. SFAS 141(R) will be effective prospectively for business combinations with acquisition dates on or after January 1, 2009. Management believes this Statement could have a material impact on the Company’s financial statements depending on future acquisition plans.

EITF No. 06-11—In March 2007, the FASB ratified Emerging Issues Task Force (EITF) No. 06-11, “Accounting for Income Tax Benefits of Dividends on Share-Based Payment Awards.” EITF 06-11 requires companies to recognize the income tax benefit realized from dividends or dividend equivalents that are charged to retained earnings and paid to employees for nonvested equity-classified employee share-based awards as an increase to additional paid-in capital instead of a credit to income tax expense. The amount recognized in additional paid-in capital will be available to absorb potential future tax deficiencies on share-based payment

**CECO ENVIRONMENTAL CORP.**

**NOTES TO CONSOLIDATED FINANCIAL STATEMENTS—(Continued)**

**For the Years Ended December 31, 2007, 2006 and 2005**

awards. EITF 06-11 is effective for fiscal years beginning after December 15, 2007 and therefore is effective for the Company in fiscal year 2008. The Company does not expect the adoption of this standard will have a material effect on the Company's consolidated results of operations, financial position or cash flows.

SAB 110—In December 2007, the SEC issued Staff Accounting Bulletin No. 110 which extends the permitted use of the “simplified” method in developing an estimate of expected terms of “plain vanilla” share options beyond December 31, 2007, until more detailed external information about exercise behavior becomes readily available to companies. Management currently utilizes the “simplified” method in calculating the fair value of stock option grants and intends to continue this method until more detailed information about exercise behavior is obtained.

**2. Financial Instruments**

Our financial instruments consist primarily of investments in cash and cash equivalents, receivables and certain other assets, such as cash surrender life insurance, as well as obligations under accounts payable, long-term debt and subordinated notes. The carrying values of these financial instruments approximate fair value at December 31, 2007, 2006 and 2005 except for subordinated notes for which fair value was \$0, \$5,141,000 and \$7,307,000 at December 31, 2007, 2006 and 2005, respectively.

Most of the debt obligations approximate their reported carrying amounts based on future payments discounted at current interest rates for similar obligations or interest rates which fluctuate with the market.

*Concentrations of credit risk:*

Financial instruments that potentially subject us to credit risk consist principally of cash and accounts receivable. We maintain cash and cash equivalents with various major financial institutions.

We perform periodic evaluations of the financial institutions in which our cash is invested. Concentrations of credit risk with respect to trade and contract receivables are limited due to the large number of customers and various geographic areas. Additionally, we perform ongoing credit evaluations of our customers' financial condition.

*Union Contracts:*

As of December 31, 2007, the Company's continuing operations included approximately 699 employees. Approximately 406 employees are represented by international or independent labor unions, under various contracts that expire in the years 2008 through 2010.

**3. Accounts Receivable**

<b>\$ in thousands</b>	<u>2007</u>	<u>2006</u>
Trade receivables . . . . .	\$ 2,763	\$ 2,669
Contract receivables . . . . .	45,306	24,604
Allowance for doubtful accounts . . . . .	(333)	(348)
	<u>\$47,736</u>	<u>\$26,925</u>

Balances billed, but not paid by customers under retainage provisions in contracts, amounted to approximately \$5,451,000, \$198,000 and \$374,000 at December 31, 2007, 2006 and 2005, respectively. Retainage receivables on contracts in progress are generally collected within a year after contract completion.

Contract receivables unbilled amounted to \$720,000, \$0 and \$0 as of December 31, 2007, 2006 and 2005, respectively.

**CECO ENVIRONMENTAL CORP.**

**NOTES TO CONSOLIDATED FINANCIAL STATEMENTS—(Continued)**

**For the Years Ended December 31, 2007, 2006 and 2005**

Provision for doubtful accounts was approximately \$210,000, \$297,000 and \$136,000 during 2007, 2006 and 2005, respectively, while accounts charged to the allowance were \$225,000, \$273,000 and \$130,000 during 2007, 2006 and 2005, respectively.

**4. Costs and Estimated Earnings on Uncompleted Contracts**

<b>\$ in thousands</b>	<u><b>2007</b></u>	<u><b>2006</b></u>
Costs incurred on uncompleted contracts .....	\$ 161,604	\$ 76,655
Estimated earnings .....	<u>20,639</u>	<u>7,637</u>
	182,243	84,292
Less billings to date .....	<u>(178,726)</u>	<u>(83,085)</u>
	<u>\$ 3,517</u>	<u>\$ 1,207</u>
Included in the accompanying consolidated balance sheets under the following captions:		
Costs and estimated earnings in excess of billings on uncompleted contracts .....	\$ 11,541	\$ 10,766
Billings in excess of costs and estimated earnings on uncompleted contracts .....	<u>(8,024)</u>	<u>(9,559)</u>
	<u>\$ 3,517</u>	<u>\$ 1,207</u>

**5. Inventories**

<b>\$ in thousands</b>	<u><b>2007</b></u>	<u><b>2006</b></u>
Raw material and subassemblies .....	\$3,625	\$1,743
Finished goods .....	293	285
Parts for resale .....	786	727
Obsolescence allowance .....	<u>(10)</u>	<u>—</u>
	<u>\$4,694</u>	<u>\$2,755</u>

Amounts credited to the allowance for obsolete inventory and charged to cost of sales amounted to \$10,000, \$0 and \$0 during 2007, 2006 and 2005, respectively. Items charged to the allowance for inventory recoveries were \$0, \$0 and \$10,000 during 2007, 2006 and 2005, respectively.

**6. Property and Equipment**

<b>\$ in thousands</b>	<u><b>2007</b></u>	<u><b>2006</b></u>
Land .....	\$ 1,460	\$ 1,460
Building and improvements .....	4,372	4,210
Machinery and equipment .....	<u>13,722</u>	<u>12,031</u>
	19,554	17,701
Less accumulated depreciation .....	<u>(10,270)</u>	<u>(9,171)</u>
	<u>\$ 9,284</u>	<u>\$ 8,530</u>

Depreciation expense was \$1.2 million, \$1.1 million and \$1.1 million for 2007, 2006 and 2005, respectively.

**CECO ENVIRONMENTAL CORP.**

**NOTES TO CONSOLIDATED FINANCIAL STATEMENTS—(Continued)**

**For the Years Ended December 31, 2007, 2006 and 2005**

**7. Goodwill and Intangible Assets**

<u>\$ in thousands</u>	<u>2007</u>		<u>2006</u>	
<u>Goodwill / Tradename</u>	<u>Goodwill</u>	<u>Tradename</u>	<u>Goodwill</u>	<u>Tradename</u>
Beginning balance . . . . .	\$ 9,527	\$1,395	\$9,527	\$1,395
Effox acquisition . . . . .	3,688	700	—	—
GMD acquisition . . . . .	1,546	—	—	—
	<u>\$14,761</u>	<u>\$2,095</u>	<u>\$9,527</u>	<u>\$1,395</u>

<u>\$ in thousands</u>	<u>2007</u>		<u>2006</u>	
<u>Intangible assets—finite life</u>	<u>Cost</u>	<u>Accum. Amort.</u>	<u>Cost</u>	<u>Accum. Amort</u>
Patents . . . . .	\$ 1,342	\$ 844	\$1,342	\$ 766
Effox backlog . . . . .	304	169	—	—
Customer lists . . . . .	800	83	—	—
Employment contracts . . . . .	180	50	—	—
	<u>\$ 2,626</u>	<u>\$1,146</u>	<u>\$1,342</u>	<u>\$ 766</u>

Indefinite life intangible assets are comprised of tradenames, while finite life intangible assets are comprised of patents, Effox backlog, customer lists and employment contracts. Amortization expense was \$380,000, \$78,000 and \$79,000 for 2007, 2006 and 2005, respectively. Amortization of finite life intangible assets is on a straight line basis, and over the next five years is \$433,000 in 2008, \$297,000 in 2009, \$247,000 in 2010, \$236,000 in 2011 and \$153,000 in 2012. The weighted average remaining amortization period at December 31, 2007 is 5.0 years.

**8. Accounts Payable and Accrued Expenses**

<u>\$ in thousands</u>	<u>2007</u>	<u>2006</u>
Trade accounts payable . . . . .	\$29,187	\$13,125
Compensation and related benefits . . . . .	4,583	2,897
Accrued interest . . . . .	225	287
Other accrued expenses . . . . .	4,017	1,570
	<u>\$38,012</u>	<u>\$17,879</u>

**9. Debt**

<u>\$ in thousands</u>	<u>2007</u>	<u>2006</u>
Bank credit facility . . . . .	\$4,707	\$10,591
Less current portion . . . . .	(278)	(620)
	<u>\$4,429</u>	<u>\$ 9,971</u>

We obtained a new credit facility (the “Bank Facility”) on December 29, 2005. The credit agreement was entered into by CECO Environmental Corp., the CECO group of companies and Fifth Third Bank, an Ohio banking corporation (“Fifth Third”). On June 8, 2006 we amended the Bank Facility pursuant to a First Amendment to Credit Agreement (“Amendment”). H.M. White, Inc., a wholly owned subsidiary of CECO

**CECO ENVIRONMENTAL CORP.**

**NOTES TO CONSOLIDATED FINANCIAL STATEMENTS—(Continued)**

**For the Years Ended December 31, 2007, 2006 and 2005**

Group, Inc., was added as a borrower. The Amendment amended the Bank Facility by, among other things 1) extending the maturity date of the Credit Agreement from January 31, 2007 to January 31, 2009, 2) lowering the interest rate on the revolving loan and term loan from the prime rate plus 2.25% and the prime rate plus 2.0%, respectively, to either prime plus 0.5% or LIBOR plus 2.75%, at our option, and 3) establishing an incentive pricing grid pegged to performance. Fees paid in connection with this amendment were less than \$10,000 and we deferred these fees and began amortizing them as an adjustment to interest expense over the remaining term of the arrangement.

We further amended the Facility pursuant to a Second Amendment to the Credit Agreement (“Second Amendment”) dated February 28, 2007. Effox, Inc., a wholly owned subsidiary of CECO Group, Inc., was added as a borrower. The Second Amendment amended the Bank Facility by, among other things 1) extending the maturity date of the Credit Agreement from January 31, 2009 to January 31, 2010, 2) increasing the maximum revolving loan commitment from \$13.0 million to \$20.0 million, and 3) adding a second term loan in the aggregate amount of \$5.0 million. Fees paid in connection with this amendment were \$30,000 and we deferred these fees and began amortizing them as an adjustment to interest expense over the remaining term of the arrangement.

In May 2007, all the outstanding subordinated debt of \$5.7 million and all the outstanding term notes of \$7.5 million were retired using the proceeds from a secondary offering as described in Note 11. The remaining \$5.6 million was applied to the revolving credit line and accrued interest.

At December 31, 2007, the revolving credit line, permits borrowings of up to the lesser of 1) \$20 million less outstanding letters of credit, or 2) borrowings which are limited to 70% of eligible accounts receivable, plus 50% of eligible inventory, minus outstanding letters of credit. Amounts unused and available under our revolving credit facility were \$14.8 and \$3.9 million at December 31, 2007 and 2006, respectively. Amounts borrowed were \$4.4 and \$8.1 million at December 31, 2007 and 2006, respectively. Amounts outstanding under letters of credit were \$716,000 and \$909,000 at December 31, 2007 and 2006, respectively. The line of credit matures January 31, 2010.

In connection with the acquisition of Fisher-Klosterman, Inc. our Bank Facility was amended on February 29, 2008. The amended agreement was entered into by CECO Environmental Corp., the CECO group of companies, FKI Acquisition Corp. and Fifth Third Bank, an Ohio banking corporation. The Bank Facility, as amended, consists of a new term loan in the amount of \$5.0 million and an increased revolving line of credit of up to \$30.0 million. Credit availability is determined under our revolver on an asset based calculation which is determined by multiplying qualified accounts receivable times a factor of 70% and raw material inventories by a factor of 50%. This resulting availability is then reduced by outstanding letters of credit. Terms of the agreement, which runs through January 31, 2010, include a continuation of the current borrowing rates for the credit line of LIBOR plus 2% and rates for the two term notes of LIBOR plus 2.25%. Fees paid in connection with this amendment were \$20,000 and we deferred these fees and began amortizing them as an adjustment to interest expense over the remaining term of the arrangement.

As of December 31, 2007, maturities of all long-term debt are estimated as follows:

<u>December 31,</u>	<u>Maturities</u>
	<u>\$ in thousands</u>
2008 .....	\$ 278
2009 .....	—
2010 .....	\$4,429

**CECO ENVIRONMENTAL CORP.**

**NOTES TO CONSOLIDATED FINANCIAL STATEMENTS—(Continued)**

**For the Years Ended December 31, 2007, 2006 and 2005**

Our property and equipment, accounts receivable, investments and inventory serve as collateral for our bank debt. Our debt agreements contain customary covenants and events of default.

**10. Subordinated Notes**

<u>\$ in thousands</u>	<u>2007</u>	<u>2006</u>
Subordinated Notes due 2008, 12% .....	\$—	\$3,876
Subordinated Note due 2008, 12% .....	—	1,025
	<u>\$—</u>	<u>\$4,901</u>

The \$5 million subordinated debt that was provided to us in connection with the Kirk & Blum transaction in December 1999 included investments of \$4 million by Green Diamond, \$500,000 by ICS Trustee Services, Ltd. and \$500,000 by Harvey Sandler. On May 30, 2006, CECO entered into a letter agreement with Fifth Third Bank, CECO’s lender, permitting CECO to pay accrued interest and unpaid interest on, and the entire unpaid principal balance of, all of the indebtedness and other obligations owing by CECO to each of ICS Trustee Services Ltd. and Harvey Sandler and on May 31, 2006, CECO repaid in full the ICS and Sandler Subordinated Debt using proceeds from the exercise of warrants of approximately \$893,000 and advances under Fifth Third Bank loan proceeds in the aggregate approximate amount of \$167,000.

On September 30, 2003, an additional \$1.2 million of subordinated debt was raised from Green Diamond, a related party, with a maturity of April 30, 2005 and an interest rate of 6% per annum. On December 30, 2004, the principal balance of the notes owed to Green Diamond was increased for the unpaid accrued interest. The principal balance for the \$4.0 million subordinated note was increased by the accrued interest of \$1.4 million to \$5.4 million and the principal balance for the \$1.2 million subordinated note was increased by \$90,000 to \$1.3 million. In connection with the December 29, 2005 credit facility, the maturity was extended to April 1, 2007.

On December 28, 2006, the Company and Green Diamond further amended the subordinated notes to extend the maturity date under both notes from April 1, 2007 to July 1, 2008, which was later amended to January 31, 2010 on March 27, 2007. In consideration for such extension, the interest rate under Replacement Note 1 was increased from 6% to 12%. As additional consideration for the extension, the Company issued warrants for 250,000 shares of common stock to Green Diamond under a Warrant Agreement on December 28, 2006. The fair value of the warrants was determined to be \$842,000 at the date of issuance and the subordinated debt was discounted by such amount. The discount was amortized as a component of interest expense over the remaining term of the notes. Green Diamond is an affiliate of Phillip DeZwirek and Jason DeZwirek, both of whom are executive officers and directors of CECO.

In May 2007, all the outstanding subordinated debt of \$5.7 million was retired using the proceeds from a secondary offering as described in Note 11. The early retirement of the subordinated debt resulted in a non-cash interest charge of \$740,000 to expense the remaining unamortized discount on the notes.

**11. Shareholders’ Equity**

**Share-Based Compensation**

The 2007 Equity Incentive Plan (the “2007 plan”) was approved by shareholders on May 23, 2007 and replaces the 1997 Stock Option Plan (the “1997 Plan”). The 1997 Plan remains in effect solely for the purpose of the continued administration of the options outstanding under the 1997 Plan. The plans are administered by the Compensation Committee (the “Committee”) of the Board of Directors.

**CECO ENVIRONMENTAL CORP.**

**NOTES TO CONSOLIDATED FINANCIAL STATEMENTS—(Continued)**

**For the Years Ended December 31, 2007, 2006 and 2005**

The 2007 Plan permits the granting of stock options and awards which are granted at a price equal to or greater than the fair market value of the Company's common stock at the date of grant. Generally, stock options or awards granted to non-employee directors vest in one year from the date of grant. Stock options granted to employees generally vest equally over a period of 3 years from the date of grant. Stock awards granted to employees generally vest equally over a period of up to 3 years from the date of grant for awards subject to service requirements. Certain stock awards are granted and vest based on the achievement of certain performance requirements as established by the Committee. Stock awards may be granted without service or performance requirements, as determined by the Committee. The Committee, at its discretion, may establish other vesting periods and performance requirements when appropriate. Currently 109,000 shares of stock awards subject to service requirements, 30,208 stock awards subject to performance requirements, 1,000 shares without restrictions, and 50,000 stock options were granted to plan participants under the 2007 Plan in 2007. The number of shares reserved for issuance is 2.0 million, of which 1,810,792 shares were available for future grant as of December 31, 2007.

The 1997 Plan permitted the granting of stock options which were granted at a price equal to or greater than fair market value of the Company's common stock at the date of grant. Generally, stock options granted to non-employee directors vest equally over a period of 3 years from the date of grant. Stock options granted to employees generally vest equally over a period of 3-5 years from the date of grant. The Committee, at its discretion, established other vesting periods when appropriate. The number of shares reserved for issuance was 1.5 million, of which 1,031,300 shares were left unused as of December 31, 2007.

In addition to the Company's share-based compensation plans, certain other warrants have been issued that are compensatory in nature. See further discussion in the "Warrants to Purchase Common Stock" section of Note 11 below.

Since the adoption of SFAS No. 123(R), share-based compensation expense of \$741,000 and \$143,000 was recorded in the years ended December 31, 2007 and 2006, respectively. No equity compensation expense has been capitalized in inventory or fixed assets. See Note 1 for accounting treatment of share based awards prior to January 1, 2006.

**Stock Options**

The weighted-average fair value of stock options granted during 2007, 2006 and 2005, was estimated at \$8.42, \$4.68, and \$2.29 per share, respectively, using the Black-Scholes option-pricing model based on the following assumptions:

- *Expected Volatility:* The Company utilizes a volatility factor based on the Company's historical stock prices for a period of time equal to the expected term of the stock option utilizing weekly price observations. For 2007, 2006, and 2005 the Company utilized weighted-average volatility factors of 60%, 60%, and 68%, respectively.
- *Expected Term:* The Company utilizes the "plain vanilla" method of determining the expected term based on the vesting schedules and terms of the stock options. For 2007, 2006, and 2005 the Company utilized weighted-average expected term factors of 6.25 years, 6.75 years, and 10 years, respectively.
- *Risk-Free Interest Rate:* The Company's risk-free interest rate factor utilized is based upon the implied yields currently available on U.S. Treasury zero-coupon issues with the expected term of the stock options. For 2007, 2006, and 2005 the Company utilized weighted-average risk-free interest rate factors of 4.4%, 5.2%, and 4.6%, respectively.
- *Expected Dividends:* No assumptions were made for expected dividends as the Company has not historically paid dividends. This will be re-evaluated if and when dividends are expected to be paid.

**CECO ENVIRONMENTAL CORP.**

**NOTES TO CONSOLIDATED FINANCIAL STATEMENTS—(Continued)**

**For the Years Ended December 31, 2007, 2006 and 2005**

The fair value of the stock options granted is recorded as compensation expense on a straight-line basis over the vesting periods of the options adjusted for the Company's estimate of pre-vesting forfeitures. The pre-vesting forfeiture estimate is based on historical activity and is reviewed periodically and updated as necessary.

Information related to all stock options under the 2007 Plan and 1997 Plan for the year ended December 31, 2007 is shown in the table below:

<u>(Shares in thousands)</u>	<u>Shares</u>	<u>Weighted Average Exercise Price</u>	<u>Weighted Average Remaining Contractual Term</u>	<u>Aggregate Intrinsic Value (\$000)</u>
Outstanding at 12/31/06 .....	283	\$ 4.51		
Granted .....	135	13.95		
Forfeitures .....	—			
Exercised .....	(38)	3.85		
Outstanding at 12/31/07 .....	380	7.93	7.9 years	\$1,561
Exercisable at 12/31/07 .....	126	3.13	6.1 years	\$ 986

The Company received \$144,000 of cash from employees who exercised 38,000 options during the year ended December 31, 2007 and \$281,000 of cash from employees who exercised 101,000 options during the year ended December 31, 2006. The intrinsic value of these exercised options totaled \$297,000 and \$610,000 respectively.

Information related to all stock awards under the 2007 plan for the year ended December 31, 2007 is shown in the table below:

<u>(Shares in thousands)</u>	<u>Shares</u>	<u>Weighted Average Grant Date Fair Value</u>
Nonvested, beginning of year .....	—	
Granted .....	140	\$ 11.81
Vested .....	(1)	(12.69)
Forfeited .....	—	
Nonvested, end of year .....	139	\$ 11.81

In 2007 the Company recorded expense for restricted stock awards of \$396,000. At December 31, 2007 there was \$1.2 million of total unrecognized compensation costs related to restricted stock awards that is expected to be recognized over a weighted average period of 2.1 years.

The total fair value of restricted shares vested during 2007 was \$12,690.

**Warrants to Purchase Common Stock**

On December 31, 2001, we issued 706,668 shares of common stock at a price of \$3.00 per share, and issued detachable stock warrants to purchase 353,334 shares of common stock at an initial exercise price of \$3.60 per share to a group of accredited investors (the "Investors"). Gross proceeds of \$2,120,000 were received from the issuance of these shares and were used to pay down the bank credit facility.

The right to purchase shares under the warrants vest immediately upon the issuance of the warrants, and the warrants contain various features to protect the Investors in the event of a merger or consolidation and from dilution in the event of a stock issuance at prices below the exercise price.

**CECO ENVIRONMENTAL CORP.**

**NOTES TO CONSOLIDATED FINANCIAL STATEMENTS—(Continued)**

**For the Years Ended December 31, 2007, 2006 and 2005**

We prepared and filed with the SEC a registration statement within 90 days of the issuance of such warrants and caused the registration statement to become effective within 150 days of the issuance.

In connection with this transaction, we were required to issue additional shares based on an earnings formula computed from fiscal year 2002 results (as defined in the Investors' Subscription Agreement) to the Investors, at no additional cost to the Investors. Based on the results of the earnings formula, approximately 382,000 additional shares were issued to the Investors in 2003.

In connection with the issuance of the common shares and warrants to the investors, we estimated \$440,000 of issuance costs and issued warrants to purchase 14,000 shares of common stock at an initial exercise price of \$3.60. The total issuance costs including the fair value of the warrants to purchase 14,000 shares of common stock were allocated to common stock, detachable stock warrants and contingent stock warrants based on their respective fair market values.

In 2006, investors exercised warrants for 366,564 shares of our common stock. We received \$1.3 million of proceeds from the exercise of such Warrants, which proceeds were used as working capital. As a result of this exercise the December 31, 2006 fair value of these warrants was reduced to \$0 and \$842,000 was recorded as other income in the 2006 consolidated financial statements.

*Former K&B Shareholders*

In December 1999, as part of their employment contracts, warrants were granted to three of the former owners of K&B to purchase a total of 1,000,000 shares of our common stock at an exercise price of \$2.9375 per share which was the fair market value on the date granted. These warrants became exercisable at the rate of 25% per year over the four years following December 1999. The warrants have a term of ten years.

In May 2007, we completed a secondary offering and sale of CECO common stock which consisted of 1.4 million shares of newly issued stock and 2.3 million shares sold by related party selling stockholders. The shares sold by related party stockholders included 499,500 shares from the exercise of warrants by former K&B shareholders and 1,250,000 shares from the exercise of warrants by the Chief Executive Officer. The Company received a total of \$4.7 million from the exercise of these related party selling shareholder warrants. The proceeds from such exercise were used to pay off a portion of the outstanding subordinated debt.

*Related Party and Other*

On December 28, 2006, the Company and Green Diamond further amended the subordinated notes to extend the maturity date under both notes from April 1, 2007 to July 1, 2008, which was later amended to January 31, 2010 on March 27, 2007. In consideration for such extension, the interest rate under Replacement Note 1 was increased from 6% to 12%. As additional consideration for the extension, the Company issued warrants for 250,000 shares of common stock to Green Diamond under a Warrant Agreement on December 28, 2006. The fair value of the warrants was determined to be \$842,000 at the date of issuance and the subordinated debt was discounted by such amount. The discount will be amortized as a component of interest expense over the remaining term of the notes. Green Diamond is an affiliate of Phillip DeZwirek and Jason DeZwirek, both of whom are executive officers and directors of CECO.

The issuance of these warrants did not affect net income in 2006 and they should not be confused with the detachable stock warrants issued to Investors on December 31, 2001, which were exercised in 2006 resulting in \$842,000 of non-cash other income.

**CECO ENVIRONMENTAL CORP.**

**NOTES TO CONSOLIDATED FINANCIAL STATEMENTS—(Continued)**

**For the Years Ended December 31, 2007, 2006 and 2005**

In May 2007, all the outstanding subordinated debt was retired using the proceeds from a secondary offering as described in this Note 11. The early retirement of the related party subordinated debt resulted in a non-cash interest charge of \$740,000 to expense the remaining unamortized discount on the notes.

*Chief Executive Officer*

In January 1999, warrants were issued to the Chief Executive Officer to purchase 500,000 shares of the Company's common stock at an exercise price of \$3.00 per share. Prior to 1999, warrants were issued to the Chief Executive Officer to purchase 1,250,000 shares, at exercise prices ranging from \$1.625 to \$2.75 per share. In August 2000, warrants were issued to the Chief Executive Officer to purchase 500,000 shares at an exercise price of \$2.06 per share. The warrants expire 10 years from the date of issuance.

In December 2001, the Green Diamond Oil Corp. exercised warrants to purchase 800,000 shares at a price of \$2.25 per share as previously disclosed.

On January 6, 2006, the Chief Executive Officer elected to exercise warrants for 1,000,000 shares of common stock for an aggregate amount of \$1,718,750 paid to us. Proceeds from these exercises were used by us to pay accrued interest on the Green Diamond subordinated notes.

In May 2007, we completed a secondary offering and sale of CECO common stock which consisted of 1.4 million shares of newly issued stock and 2.3 million shares sold by related party selling stockholders. The shares sold by related party stockholders included 499,500 shares from the exercise of warrants by former K&B shareholders and 1,250,000 shares from the exercise of warrants by the Chief Executive Officer. The Company received a total of \$4.7 million from the exercise of these related party selling shareholder warrants. The proceeds were used to pay off a portion of the outstanding subordinated debt.

In July, 2007, the Compensation Committee granted, 100,000 shares of restricted stock to the Chief Executive Officer under the 2007 Equity incentive plan. These shares vest ratably over a three year period.

**Common Stock**

In May 2007, we completed a secondary offering and sale of CECO common stock which consisted of 1.4 million shares of newly issued stock and 2.3 million shares sold by related party selling stockholders. The initial closing was on May 17, 2007 and the overallotment closing was on May 29, 2007. The Company received \$14.2 million from this offering for the newly issued shares and \$4.7 million from the exercise of 1.7 million related party selling shareholder warrants for a total of \$18.8 million. The proceeds were used to pay off all the outstanding subordinated debt of \$5.7 million and all of the outstanding term notes of \$7.5 million with the remaining \$5.6 million being applied to the revolving credit line and accrued interest.

*Treasury Stock*

In 2006 we retired 37,300 shares of our common stock previously held as treasury shares.

**12. Pension and Employee Benefit Plans**

We sponsor a non-contributory defined benefit pension plan for certain union employees. The plan is funded in accordance with the funding requirements of the Employee Retirement Income Security Act of 1974.

We also sponsor a post-retirement health care plan for office employees retiring before January 1, 1990. The plan allows retirees who have attained the age of 65 to elect the type of coverage desired.

**CECO ENVIRONMENTAL CORP.**

**NOTES TO CONSOLIDATED FINANCIAL STATEMENTS—(Continued)**

**For the Years Ended December 31, 2007, 2006 and 2005**

On December 31, 2006, the Company adopted the recognition and disclosure provisions of SFAS No. 158, “Employers’ Accounting for Defined Benefit Pension Plans and Other Postretirement Plans, an Amendment of FASB Statements No. 87, 88, 106 and 132(R)” (“SFAS No. 158”). SFAS No. 158 required the Company to recognize the funded status (i.e. the difference between the fair value of plan assets and the projected benefit obligations) of its benefit plans in the December 31, 2006 consolidated balance sheet, with a corresponding adjustment to accumulated other comprehensive loss, net of tax, totaling \$226,000.

The following tables set forth the plans’ changes in benefit obligations, plan assets and funded status on the measurement dates, December 31, 2007 and 2006, and amounts recognized in our consolidated balance sheets as of those dates.

\$ in thousands	<b>Pension Benefits</b>		<b>Other Benefits</b>	
	<b>2007</b>	<b>2006</b>	<b>2007</b>	<b>2006</b>
Change in projected benefit obligation:				
Projected benefit obligation at beginning of year . . . . .	\$ 5,806	\$ 5,064	n/a	n/a
Accumulated post retirement benefit obligation . . . . .	n/a	n/a	\$ 401	\$ 461
Service cost . . . . .	148	129	—	—
Interest cost . . . . .	326	285	21	24
Actuarial (gain)/loss . . . . .	146	553	(95)	(12)
Benefits paid . . . . .	(234)	(225)	(50)	(72)
Projected benefit obligation at end of year . . . . .	6,192	5,806	277	401
Change in plan assets:				
Fair value of plan assets at beginning of year . . . . .	4,243	3,649	—	—
Actual return on plan assets . . . . .	214	335	—	—
Employer contribution . . . . .	570	483	51	72
Benefits paid . . . . .	(234)	(225)	(51)	(72)
Fair value of plan assets at end of year . . . . .	4,793	4,242	—	—
Funded status . . . . .	\$(1,399)	\$(1,564)	\$(277)	\$(401)
Defined benefit liabilities included in accounts payable and accrued expenses . . . . .	—	—	\$ (45)	\$ (60)
Defined benefit liabilities included in other liabilities . . . . .	\$(1,399)	\$(1,564)	(232)	(341)
Deferred tax benefit/ (expense) associated with AOCL . . . . .	921	849	(31)	7
AOCL, net of tax . . . . .	1,381	1,273	(47)	10
Net amount recognized . . . . .	\$ 903	\$ 558	\$(355)	\$(384)
Other comprehensive income:				
Net loss (gain) . . . . .	\$ 329	\$ 555	\$ (95)	\$ (12)
Prior service cost (credit) . . . . .	—	—	—	—
Amortization of transition asset/(obligation) . . . . .	—	—	—	—
Amortization of prior service cost . . . . .	(8)	(8)	—	—
Amortization of net actuarial loss . . . . .	(141)	(90)	—	—
Total recognized in other comprehensive income . . . . .	\$ 180	\$ 457	\$ (95)	\$ (12)
Accumulated other comprehensive income:				
Net loss (gain) . . . . .	\$ 2,266	\$ 2,078	\$ (78)	\$ 17
Prior service cost . . . . .	36	44	—	—
Prior transition (asset)/obligation . . . . .	—	—	—	—
Amount recognized in accumulated other comprehensive income . . . . .	\$ 2,302	\$ 2,122	\$ (78)	\$ 17
Weighted-average assumptions used to determine benefit Obligations for the year ended December 31:				
Discount rate . . . . .	6.00%	5.75%	6.00%	5.75%
Expected long-term rate of return on assets . . . . .	8.50%	8.50%	N/A	N/A
Compensation increase rate . . . . .	N/A	N/A	N/A	N/A

**CECO ENVIRONMENTAL CORP.**

**NOTES TO CONSOLIDATED FINANCIAL STATEMENTS—(Continued)**

**For the Years Ended December 31, 2007, 2006 and 2005**

The basis of the long-term rate of return assumption reflects the current asset mix for the pension plan of approximately 45% debt securities and 55% equity securities with assumed average annual returns of approximately 5% to 6% for debt securities and 10% to 12% for equity securities. The investment portfolio for the pension plan will be adjusted periodically to maintain the current ratios of debt securities and equity securities. Additional consideration is given to the historical returns for the pension plan as well as future long range projections of investment returns for each asset category.

For the year ended December 31, 2006, the Company incorrectly recorded its transition adjustment related to the adoption of SFAS No. 158. The Company reported its transition adjustment of \$226,000 as a component of 2006 other comprehensive income (loss), rather than as a direct adjustment to the ending balance of accumulated other comprehensive loss.

Benefits under the plans are not based on wages and, therefore, future wage adjustments have no effect on the projected benefit obligations.

The accumulated benefit obligation for our defined benefit plans was \$6.0 million and \$5.5 million at December 31, 2007 and 2006, respectively. Information with respect to our plans which have accumulated benefit obligations in excess of plan assets at December 31, 2007 and 2006 is as follows:

<b>\$ in thousands</b>	<u>2007</u>	<u>2006</u>
Projected benefit obligation .....	\$6,192	\$5,806
Accumulated benefit obligation .....	5,953	5,537
Fair value of plan assets .....	4,793	4,243

Based on current assumptions, estimated contributions of \$615,000 may be required in 2008 for the pension plan and \$47,000 for the retiree healthcare plan.

Included in other comprehensive income, net of related tax effect, were an increase in the minimum liability of \$51,000 in 2007 and an increase of \$492,000 in 2006.

The details of net periodic benefit cost for pension benefits included in the accompanying consolidated statements of operations for the years ended December 31, 2007, 2006 and 2005 are as follows:

<b>\$ in thousands</b>	<u>2007</u>	<u>2006</u>	<u>2005</u>
Service cost .....	\$ 148	\$ 129	\$ 131
Interest cost .....	326	285	277
Expected return on plan assets .....	(398)	(338)	(303)
Net amortization and deferral .....	149	99	94
Net periodic benefit cost .....	<u>\$ 225</u>	<u>\$ 175</u>	<u>\$ 199</u>
Weighted-average assumptions used to determine net periodic benefit costs for the years ended December 31:			
Discount rate .....	5.75%	5.75%	5.75%
Expected return on assets .....	8.50%	8.50%	8.50%
Compensation increase rate .....	N/A	N/A	N/A

**CECO ENVIRONMENTAL CORP.**

**NOTES TO CONSOLIDATED FINANCIAL STATEMENTS—(Continued)**

**For the Years Ended December 31, 2007, 2006 and 2005**

The net loss, prior service cost and transition (asset)/obligation for the defined benefit pension plan that will be amortized from accumulated other comprehensive income into net periodic benefit cost during 2008 are \$142,000, \$8,000 and \$0, respectively.

The net periodic benefit cost (representing interest cost only) for the healthcare plan included in the accompanying consolidated statements of operations was \$21,000, \$25,000 and \$26,000 for the years ended December 31, 2007, 2006 and 2005 respectively. The weighted average discount rate to determine the net periodic benefit cost for 2007 and 2006 was 5.75%.

Pension plan assets are invested in trusts comprised primarily of investments in various debt and equity funds. A fiduciary committee establishes the target asset mix and monitors asset performance. The expected rate of return on assets includes the determination of a real rate of return for equity and fixed income investment applied to the portfolio based on their relative weighting, increased by an underlying inflation rate.

Changes in health care costs have no effect on the plan as future increases are assumed by the retirees.

Our defined benefit pension plan asset allocation by asset category is as follows:

	<b>Target Allocation 2008</b>	<b>Percentage of Plan Assets</b>	
		<b>2007</b>	<b>2006</b>
Asset Category:			
Equity Securities . . . . .	55%	56%	66%
Debt Securities and cash . . . . .	45%	44%	34%
Total . . . . .	100%	100%	100%

Estimated pension plan cash obligations are \$282,000, \$303,000, \$320,000, \$350,000 and \$386,000 for 2008 – 2012, respectively, and a total of \$2,285,000 for the years 2013 through 2017.

In connection with collective bargaining agreements, we participate with other companies in defined benefit pension plans. These plans cover substantially all of our Kirk & Blum contracted union employees not covered in the aforementioned plan. If we were to withdraw from participation in these multi-employer plans, we would be required to contribute our share of the plans' unfunded benefit obligation. We have no intention of withdrawing from any plan and, therefore, no liability has been provided in the accompanying consolidated financial statements.

Amounts charged to pension expense under the above plans including the multi-employer plans totaled \$3.6 million, \$3.4 million and \$1.9 million for 2007, 2006 and 2005, respectively.

During July 2006, we merged the K&B and CFI's profit sharing and 401(k) savings retirement plans for non-union employees. The merged plan covers substantially all employees who have 6 months of service, completed 1,000 hours of service and who have attained 18 years of age. The Plan allows us to make discretionary contributions and provides for employee salary deferrals of up to 22%. We provide matching contributions of 50% of the first 6% of employee contributions.

We also made matching contributions and discretionary contributions of \$353,000 and \$202,000 during 2007 and 2006, respectively. In prior years, we made matching contributions and discretionary contributions of \$52,000 during 2005 to the K&B plan, and \$27,000 during 2005 to the CFI plan.

**CECO ENVIRONMENTAL CORP.**

**NOTES TO CONSOLIDATED FINANCIAL STATEMENTS—(Continued)**

**For the Years Ended December 31, 2007, 2006 and 2005**

**13. Commitments and Contingencies**

**Rent**

We lease certain facilities on a year-to-year basis. We also have future annual minimum rental commitments under noncancellable operating leases as follows:

<u>December 31,</u>	<u>Commitment</u>
	<u>\$ in thousands</u>
2008 .....	\$1,344
2009 .....	1,225
2010 .....	1,129
2011 .....	769
2012 .....	88
	<u>\$4,555</u>

Also as disclosed in Note 18, on February 29, 2008, the Company and Fisher-Klosterman, Inc. entered into an Asset Purchase Agreement whereby the Company acquired substantially all of the assets of Fisher-Klosterman, Inc. The future annual minimum rental commitments incurred in connection with the acquisition are \$269,750 in 2008, \$323,700 in 2009, \$136,200 in 2010, \$98,700 in 2011 and \$98,700 in 2012.

Total rent expense under all operating leases for 2007, 2006 and 2005 was \$1,313,000, \$766,000 and \$613,000, respectively.

**Employment Agreements**

In December 1999, we entered into five-year employment agreements with three of the former owners of K&B. In 2001, these agreements were amended by extending the term one additional year. In December 2005 these agreements expired and new agreements were entered into with two of the three former owners in May and June of 2006. The new agreements provide for annual salaries and a bonus, for each of the next three years, based on an incentive compensation plan tied to financial performance and attainment of goals.

In March 2007, we entered into one, two and three-year employment agreements with three executives of Effox, Inc. The agreements provide for annual salaries, retention bonuses and bonuses for each employee, based on an incentive compensation plan tied to financial performance and attainment of goals.

In October 2007, we entered into a three-year employment agreements with a key executive of GMD, Inc. The agreement provides for annual salary, a retention bonus and a bonus based on an incentive compensation plan tied to financial performance and attainment of goals.

**CECO ENVIRONMENTAL CORP.**

**NOTES TO CONSOLIDATED FINANCIAL STATEMENTS—(Continued)**

**For the Years Ended December 31, 2007, 2006 and 2005**

**14. Income Taxes**

Income tax provision (benefit) consisted of the following for the years ended December 31:

<b>\$ in thousands</b>	<b><u>2007</u></b>	<b><u>2006</u></b>	<b><u>2005</u></b>
Current:			
Federal .....	\$4,270	\$1,420	\$—
State .....	962	539	215
	<u>5,232</u>	<u>1,959</u>	<u>215</u>
Deferred:			
Federal .....	(689)	(276)	328
State .....	(182)	85	104
	<u>(871)</u>	<u>(191)</u>	<u>432</u>
	<u>\$4,361</u>	<u>\$1,768</u>	<u>\$647</u>

The income tax provision (benefit) differs from the statutory rate due to the following:

<b>\$ in thousands</b>	<b><u>2007</u></b>	<b><u>2006</u></b>	<b><u>2005</u></b>
Tax expense at statutory rate .....	\$3,626	\$1,653	\$ 74
Increase (decrease) in tax resulting from:			
State income tax, net of federal benefit .....	593	265	24
Permanent differences, principally warrants and interest .....	36	(320)	415
Other .....	106	170	134
	<u>\$4,361</u>	<u>\$1,768</u>	<u>\$647</u>

Deferred income taxes reflect the future tax consequences of temporary differences between the carrying amounts of assets and liabilities for financial reporting purposes and the amounts used for income tax purposes. The net deferred tax liability consisted of the following at December 31:

<b>\$ in thousands</b>	<b><u>2007</u></b>	<b><u>2006</u></b>
Current deferred tax assets (liabilities) attributable to:		
Accrued expenses .....	\$ 315	\$ 105
Deferred state taxes .....	172	233
Reserves on assets .....	467	152
Inventory .....	24	(162)
Current deferred tax asset (included in prepaid expenses and other current assets) .....	<u>978</u>	<u>328</u>
Noncurrent deferred tax assets (liabilities) attributable to:		
Depreciation .....	(2,341)	(2,638)
Goodwill and intangibles .....	(1,548)	(1,408)
Other liabilities .....	(9)	63
Non-compete agreement .....	170	196
Minimum pension and postretirement liability .....	1,040	856
Federal and state net operating loss carryforwards .....	—	337
AMT credit carryforward .....	—	67
Net noncurrent deferred income tax liability .....	<u>(2,688)</u>	<u>(2,527)</u>
Net deferred tax liability .....	<u>\$ (1,710)</u>	<u>\$ (2,199)</u>

**CECO ENVIRONMENTAL CORP.**

**NOTES TO CONSOLIDATED FINANCIAL STATEMENTS—(Continued)**

**For the Years Ended December 31, 2007, 2006 and 2005**

Gross deferred tax assets were \$2.2 and \$2.0 million at December 31, 2007 and 2006, respectively. Gross deferred tax liabilities were \$3.9 and \$4.2 million at December 31, 2007 and 2006, respectively.

We have no Federal net operating loss carryforwards at December 31, 2007 to be utilized in future years

We file a consolidated Federal income tax return.

The Company adopted the provisions of FASB Interpretation No. 48, Accounting for uncertainty in income taxes, on January 1, 2007. As a result of the implementation of Interpretation 48, the Company recognized approximately a \$653,000 increase in the liability for unrecognized tax expense, which was accounted for as a reduction to the January 1, 2007 balance of retained earnings. A reconciliation of the beginning and ending amount of unrecognized tax is as follows:

Balance as of January 1, 2007 . . . . .	\$ 653,000
Additions based on tax positions related to the current year . . . . .	—
Additions for tax positions of prior years . . . . .	244,000
Reductions for tax positions of prior years . . . . .	<u>(422,000)</u>
Balance as of December 31, 2007 . . . . .	<u>\$ 475,000</u>

Included in the balance at December 31, 2007, is a \$148,000 tax position for which the ultimate outcome is highly certain. The Company recognizes interest accrued related to unrecognized tax expenses in interest expense and penalties in operating expenses. During the year ended December 31, 2007, the Company recognized approximately \$96,000 in interest and penalties.

**15. Related Party Transactions**

During 2007, we reimbursed Green Diamond Oil Corp. \$10,000 per month for use of the space and other office expenses of our Toronto office. In 2007, 2006 and 2005, reimbursements were \$120,000, \$105,000 and \$60,000 respectively. During 2007, 2006 and 2005, we paid fees of \$360,000, \$334,000 and \$340,000 respectively, to Green Diamond for management consulting services. These services were provided by Phillip DeZwirek, the Chief Executive Officer and Chairman of our Board, through Green Diamond.

**16. Backlog of Uncompleted Contracts from Continuing Operations (unaudited)**

Our backlog of uncompleted contracts from continuing operations was \$85.5 million and \$97.1 million at December 31, 2007 and 2006, respectively.

**17. Acquisitions**

On February 28, 2007, the Company, through its wholly owned subsidiary CECO Acquisition Corp., purchased substantially all of the assets of Effox, Inc. (“Effox”). We acquired Effox to continue the execution of our horizontal integration strategy. This acquisition broadens our exposure to the multibillion dollar electric power generation market, coal and gas, and the ethanol, metals and mineral products markets.

The purchase price was approximately \$12.2 million, consisting of net cash paid of approximately \$6.9 million and liabilities assumed of approximately \$5.3 million. Additionally, the former owners of Effox were entitled to earn-out payments of up to \$1.0 million upon the attainment of specified gross profit amounts through

**CECO ENVIRONMENTAL CORP.**

**NOTES TO CONSOLIDATED FINANCIAL STATEMENTS—(Continued)**

**For the Years Ended December 31, 2007, 2006 and 2005**

December 31, 2009. These gross profit amounts were attained in 2007 and \$1.0 million has been recorded as an additional component of goodwill. The amortization of goodwill and intangibles is deductible for tax. The following table summarizes the estimated fair values of the assets acquired and liabilities assumed at the date of closing adjusted for the final determination of the net asset values (dollars in thousands):

Current Assets . . . . .	\$ 6,522
Property and equipment . . . . .	278
Intangible assets – finite life . . . . .	984
Intangible assets – indefinite life . . . . .	700
Goodwill . . . . .	2,688
Other assets . . . . .	<u>1,049</u>
Total assets acquired . . . . .	12,221
Current liabilities assumed . . . . .	(4,228)
Other liabilities assumed . . . . .	<u>(1,038)</u>
Net assets acquired . . . . .	<u><u>\$ 6,955</u></u>

The following unaudited pro forma information represents the Company’s results of operations as if the acquisition had occurred on the first day of each of the respective periods:

	Twelve Months Ended December 31,	
	2007	2006
Net sales . . . . .	\$240,049	\$164,297
Net income . . . . .	\$ 6,394	\$ 4,283
Earnings per share:		
Basic . . . . .	\$ 0.48	\$ 0.38
Diluted . . . . .	\$ 0.46	\$ 0.33

The pro forma results have been prepared for informational purposes only and include adjustments to convert Effox from the completed contract method of accounting to the percentage of completion method of accounting for contracts for which costs can reasonably be estimated, to amortize acquired intangible assets with finite lives, to reflect additional interest expense for debt incurred to finance the acquisition, and to adjust income tax expense based on the Company’s effective income tax rates during the periods presented. These pro forma results do not purport to be indicative of the results of operations that would have occurred had the purchase been made as of the beginning of the periods presented or of the results of operations that may occur in the future.

On October 31, 2007, CECO Environmental Corp. (the “Company”), GMD Acquisition Corp. (“Acquisition”), an indirectly owned subsidiary of the Company, and GMD Environmental Technologies, Inc., GMD Properties, Inc. and GMD Services, Inc. (collectively, “GMD”) entered into an Asset Purchase Agreement (“APA”), pursuant to which Acquisition acquired, for a purchase price of \$1,400,000, substantially all of the assets of GMD (the “Asset Purchase”), which relate to the business currently conducted by GMD, including the design, manufacture, and sale of its air pollution control systems and the furnishing of installation services to customers. We acquired GMD to further expand our air pollution control capabilities to include Acid Gas Treatment, Hazardous Dust Conditioning and Off-Gas Cooling plus Solid Waste Recycling.

Additionally, the Company and Acquisition also entered into a Goodwill Purchase Agreement (“GPA”) with Gerald J. Reier and Lynda Reier (the “Sellers”), pursuant to which Acquisition acquired, for a purchase price of \$1,600,000, all of the Sellers’ goodwill in the business of GMD (the “Goodwill Purchase”). The amortization of goodwill and intangibles is deductible for tax.

**CECO ENVIRONMENTAL CORP.**

**NOTES TO CONSOLIDATED FINANCIAL STATEMENTS—(Continued)**

**For the Years Ended December 31, 2007, 2006 and 2005**

The Sellers are also entitled to an earn-out payment up to \$1,000,000, payable approximately 39 months following closing, subject to GMD meeting certain financial thresholds. The closing for the Asset Purchase and Goodwill Purchase was completed on October 31, 2007.

The following table summarizes the estimated fair values of the assets acquired and liabilities assumed at the date of closing adjusted for the final determination of the net asset values (dollars in thousands):

Current Assets . . . . .	\$1,777
Property and equipment . . . . .	15
Goodwill . . . . .	1,546
Intangibles . . . . .	<u>300</u>
Total assets acquired . . . . .	3,638
Current liabilities assumed . . . . .	<u>(638)</u>
Net assets acquired . . . . .	<u><u>\$3,000</u></u>

**18. Subsequent Event**

On February 29, 2009, the Company, through its wholly owned subsidiary FKI Acquisition Corp., purchased substantially all of the assets of Fisher-Klosterman, Inc. (“FKI”). We acquired FKI to obtain air pollution and particulate recovery products in the fields of petroleum refinery, power production, petrochemicals, and manufacturing. The acquisition also expands our operations into China with FKI’s 40,000 square foot facility in Shanghai, China. The purchase price was approximately \$23.5 million, consisting of net cash paid of approximately \$15.5 million, liabilities assumed of approximately \$7.0 million and restricted common stock of \$1.0 million. Additionally, the former owners of FKI are entitled to earn-out payments of up to \$3.5 million upon the attainment of specified gross profit amounts through February 28, 2011. The following table summarizes the approximate fair values of the assets acquired and liabilities assumed at the date of closing.

Current Assets . . . . .	\$ 6,620
Property and equipment . . . . .	1,810
Inventory . . . . .	577
Goodwill and other intangibles . . . . .	13,534
Other assets . . . . .	<u>941</u>
Total assets acquired . . . . .	23,482
Current liabilities assumed . . . . .	<u>(6,971)</u>
Net assets acquired . . . . .	<u><u>\$16,511</u></u>

The purchase price allocation is preliminary and subject to further refinement based upon completion of asset valuations.

**19. Major Customers**

General Motors represented 26% of our consolidated net sales and 34% of our consolidated accounts receivable in 2007. No single customer represented greater than 10% of consolidated net sales or accounts receivable for 2006 or 2005.

**CECO ENVIRONMENTAL CORP.**

**NOTES TO CONSOLIDATED FINANCIAL STATEMENTS—(Continued)**

**For the Years Ended December 31, 2007, 2006 and 2005**

**20. Quarterly Financial Data (unaudited)**

The following quarterly financial data are unaudited, but in the opinion of management include all necessary adjustments for a fair presentation of the interim results, which are subject to significant seasonal variations.

<b>\$ in thousands except per share data</b>	<b><u>First Quarter</u></b>	<b><u>Second Quarter</u></b>	<b><u>Third Quarter</u></b>	<b><u>Fourth Quarter</u></b>	<b><u>Total</u></b>
<b>Year ended December 31, 2007</b>					
Net Sales . . . . .	\$43,463	\$59,247	\$65,257	\$67,986	\$235,953
Income from operations . . . . .	2,494	3,307	4,050	2,783	12,634
Net income (loss) . . . . .	1,144	1,147	2,196	1,818	6,305
Basic earnings (loss) per share . . . . .	0.10	0.09	0.15	0.12	0.47
Diluted earnings (loss) per share . . . . .	0.08	0.08	0.14	0.12	0.45
<b>Year ended December 31, 2006</b>					
Net Sales . . . . .	\$24,382	\$31,745	\$37,734	\$41,498	\$135,359
Income from operations . . . . .	696	1,240	1,664	2,447	6,047
Net income (loss) . . . . .	(736)	1,562	1,067	1,201	3,094
Basic earnings (loss) per share . . . . .	(0.07)	0.14	0.09	0.10	0.27
Diluted earnings (loss) per share . . . . .	(0.07)	0.12	0.08	0.09	0.24

RESTRICTED STOCK AWARD AGREEMENT

THIS RESTRICTED STOCK AWARD AGREEMENT (the “**Agreement**”) is made and entered into as of July 2, 2007, by and between CECO Environmental Corp., a Delaware corporation (the “**Company**”), and Thomas J. Flaherty (the “**Participant**”) relating to the grant and issuance of shares of Common Stock of the Company under the CECO Environmental Corp. 2007 Equity Incentive Plan (the “**Plan**”).

Statement of Purpose

WHEREAS, the Company desires to grant to the Participant, and the Participant accepts the grant of, 2,000 shares of Common Stock (the “Shares”);

WHEREAS, the Company has duly made all determinations necessary or appropriate in connection with the grant of the Shares hereunder.

NOW, THEREFORE, in consideration of the premises and the mutual covenants herein contained, the parties hereto hereby agree as follows:

**1. Definitions.** Unless otherwise defined herein, capitalized terms in this Agreement shall have the same meaning as defined in the Plan.

**2. Grant, Vesting and Settlement of Restricted Shares**

(a) Grant. As of July 2, 2007, the Company hereby grants and issues to the Participant, and the Participant hereby accepts the grant of the Shares in such number as is specified in attached Exhibit A. Concurrent with the execution and delivery of the Agreement, the Company will cause the stock certificates representing the Shares to be issued in Participant’s name. To the extent the Participant hereby acquires the Shares and the Shares are not fully vested as of the date hereof, such Shares shall constitute “Restricted Shares” and shall be subject to all of the restrictions described herein. Stock certificates representing Restricted Shares shall be held by the Company until such time as the Shares vest.

(b) Vesting and Settlement. The Restricted Shares shall cease to constitute Restricted Shares, and shall become unrestricted Shares, pursuant to the vesting schedule attached as Exhibit A.

**3. Restriction on Transfer; Legend.** Restricted Shares or any interest therein may not be directly or indirectly sold, transferred, pledged, hypothecated, or otherwise disposed of. The Restricted Share certificates shall bear the following legend:

The shares represented by this certificate are subject to restrictions on transfer and may not be sold, exchanged, transferred, pledged, hypothecated or otherwise disposed of except in accordance with and subject to all of the terms and conditions of a Restricted Stock Award Agreement dated as of July 2, 2007, a copy of which the Company shall furnish to the holder of this certificate upon request and without charge.

When the restrictions on any Shares lapse, the Corporation shall cause a replacement stock certificate for those Shares, without the legend referred to above, to be issued and delivered to Participant as soon as practicable.

**4. Tax Consequences.** The Company shall not be liable or responsible in any way for any and all tax (including any withholding tax) consequences relating to the Shares, and the Participant agrees to undertake to determine, and be responsible for, any and all tax (including any withholding tax) consequences to himself or herself with respect to the Shares. Notwithstanding any other provision of this Agreement, the Shares, shall not be released to the Participant unless, the Participant shall have paid to the Company, or made arrangements satisfactory to the Company regarding the payment of, any Federal, state, local or foreign taxes of any kind required by law to be withheld with respect to the grant of the Shares or the lapse of restrictions otherwise imposed by this Agreement.

**5. Section 83(b) Election.** The Participant understands that Section 83 of the Code may tax as compensation income the difference between the amount paid for the Restricted Shares, if any, and the fair market value of the Restricted Shares as of the date any restrictions on the Restricted Shares lapse in the absence of an election under Section 83(b) of the Code. In this context, “restriction” means the forfeitability of the Restricted Shares pursuant to the terms of this Agreement. In the event the Common Shares are registered under the Securities Exchange Act of 1934, as amended (the “Exchange Act”), “restriction” with respect to the officers, directors, and 10% stockholders may also mean the six-month period after the acquisition of the Restricted Shares during which sales of certain securities by such officers, directors, and ten percent (10%) stockholders would give rise to liability under Section 16(b) of the Exchange Act. The Participant understands that he may elect to be taxed at the time the Participant receives the Restricted Shares and while the Restricted Shares are subjected to restrictions rather than waiting to be taxed on the Restricted Shares when and as the restrictions lapse. The Participant realizes that he may choose this tax treatment by filing an election under Section 83(b) of the Code with the Internal Revenue Service within thirty (30) days from the date hereof and by filing a copy of such election with his tax return for the tax year in which the Restricted Shares were subjected to the restrictions. THE PARTICIPANT ACKNOWLEDGES THAT IT IS THE PARTICIPANT’S SOLE RESPONSIBILITY AND NOT THE COMPANY’S TO TIMELY FILE THE ELECTION UNDER SECTION 83(B) OF THE CODE. A COPY OF SUCH ELECTION MUST BE FILED WITH THE COMPANY. THE PARTICIPANT ACKNOWLEDGES THAT HE SHALL CONSULT HIS OWN TAX ADVISERS REGARDING THE ADVISABILITY OR NON-ADVISABILITY OF MAKING THE ELECTION UNDER SECTION 83(B) OF THE CODE AND ACKNOWLEDGES THAT HE SHALL NOT RELY ON THE COMPANY OR ITS ADVISERS FOR SUCH ADVICE.

**6. Voting.** Participant shall have the rights and privileges of a stockholder of the Company as to the Shares, including the right to receive dividends and the right to vote such Shares.

7. Intentionally omitted.

**8. Termination.** This Agreement shall only be terminated, modified or amended upon written mutual agreement of the Company and the Participant.

**9. Notices.** Any notice given hereunder must be in writing and shall be deemed given when either personally delivered or placed in the United States mail by registered or certified mail, return receipt requested, postage prepaid, addressed to the parties to whom such notice is being given at the following addresses:

As to the Company:   CECO Environmental Corp.  
3120 Forrer Street  
Cincinnati, OH 45209  
Attn: Chief Financial Officer

As to Participant:   last address shown on the books of the Company

**10. Remedies.** Each of the parties to this Agreement will be entitled to enforce its rights under this Agreement specifically, to recover damages by reason of any breach of any provisions of this Agreement and to exercise all other rights existing in its favor. Participant agrees and acknowledges that money damages will not be an adequate remedy for any breach of the provisions of this Agreement and the Company shall be entitled to specific performance and/or injunctive relief in order to enforce or prevent any violations of the provisions of this Agreement.

**11. Gifts.** Nothing contained in this Agreement shall be construed or interpreted so as to authorize or permit Participant to transfer the Restricted Shares by gift to any person or entity.

**12. Entire Agreement.** The Plan and this Agreement contains the entire understanding and agreement by and between the parties hereto relating to the subject matter hereof and all prior or contemporaneous oral or written agreements or instruments are superseded hereby. No amendment to or modification of this Agreement shall be effective unless the same is in writing and signed by all parties hereto. No waiver by any party of any breach by the other of any provision of this Agreement shall be deemed to be a waiver of any other breaches thereof or the waiver of any such or other provision of this Agreement. Subject to the restrictions on assignment and transfer set forth hereinabove, this Agreement shall be binding upon and inure to the benefit of the parties hereto, their estates, personal representatives, successors and assigns.

**13. Severability.** If any provision of this Agreement is declared invalid or unenforceable as a matter of law, such invalidity or unenforceability shall not affect or impair the validity or enforceability of any other provisions of this Agreement or the remainder of this Agreement as a whole.

**14. Applicable Law.** If any question arises at any time as to the validity, construction, interpretation or performance of this Agreement the laws of the State of Delaware shall govern and control. The parties hereto hereby acknowledge that venue is proper in Hamilton County, Ohio.

**15. Construction.** Paragraph headings and subheadings have been inserted herein for convenience only and shall not be deemed to have any legal effect whatever in the interpretation of this Agreement. As used herein, the singular shall include the plural and the plural and singular. The word “any” means one or more or all, and the conjunction “or” includes both the conjunctive and disjunctive.

**16. Execution.** This Agreement may be executed in multiple originals, each of which shall be deemed to be an original hereof.

IN WITNESS WHEREOF, the Company and Participant have caused the execution of this Agreement under seal as of the date hereof, each intending to be legally bound hereby

CECO ENVIRONMENTAL CORP.

By: /s/ Dennis W. Blazer

Its: CFO

/s/ Thomas J. Flaherty

Thomas J. Flaherty

CECO Environmental Corporation Restricted Stock Award Agreement  
**Thomas J. Flaherty**

Vesting of Restricted Stock

**1. Number of Restricted Shares**

The number of Shares granted under the Agreement shall be a total of 2,000 Restricted Shares.

**2. Vesting of Restricted Shares**

(a) Subject to Subsection (b) below, 2,000 Restricted Shares shall become earned and vested according to the following schedule:

<u>Number of 2,000 Restricted Shares that Become Vested and Earned</u>	<u>Vesting Date</u>
2,000	July 2, 2008

(b) Notwithstanding anything to the contrary in this Section 2, if Participant ceases to be a member of the Board of Directors of the Company prior to the above vesting date for any or no reason, then Participant shall have no further rights with respect to such unvested Restricted Shares, except that (i) if Participant ceases to be a director due to death or Disability, then the Compensation Committee may in its sole discretion cause any unvested Restricted Shares to vest. In addition, upon the occurrence of Change in Control, the Board may in its sole discretion cause any unvested Restricted Shares to vest.

RESTRICTED STOCK AWARD AGREEMENT

THIS RESTRICTED STOCK AWARD AGREEMENT (the “**Agreement**”) is made and entered into as of July 2, 2007, by and between CECO Environmental Corp., a Delaware corporation (the “**Company**”), and Donald A. Wright (the “**Participant**”) relating to the grant and issuance of shares of Common Stock of the Company under the CECO Environmental Corp. 2007 Equity Incentive Plan (the “**Plan**”).

Statement of Purpose

WHEREAS, the Company desires to grant to the Participant, and the Participant accepts the grant of, 2,000 shares of Common Stock (the “Shares”);

WHEREAS, the Company has duly made all determinations necessary or appropriate in connection with the grant of the Shares hereunder.

NOW, THEREFORE, in consideration of the premises and the mutual covenants herein contained, the parties hereto hereby agree as follows:

**1. Definitions.** Unless otherwise defined herein, capitalized terms in this Agreement shall have the same meaning as defined in the Plan.

**2. Grant, Vesting and Settlement of Restricted Shares**

(a) Grant. As of July 2, 2007, the Company hereby grants and issues to the Participant, and the Participant hereby accepts the grant of the Shares in such number as is specified in attached Exhibit A. Concurrent with the execution and delivery of the Agreement, the Company will cause the stock certificates representing the Shares to be issued in Participant’s name. To the extent the Participant hereby acquires the Shares and the Shares are not fully vested as of the date hereof, such Shares shall constitute “Restricted Shares” and shall be subject to all of the restrictions described herein. Stock certificates representing Restricted Shares shall be held by the Company until such time as the Shares vest.

(b) Vesting and Settlement. The Restricted Shares shall cease to constitute Restricted Shares, and shall become unrestricted Shares, pursuant to the vesting schedule attached as Exhibit A.

**3. Restriction on Transfer; Legend.** Restricted Shares or any interest therein may not be directly or indirectly sold, transferred, pledged, hypothecated, or otherwise disposed of. The Restricted Share certificates shall bear the following legend:

The shares represented by this certificate are subject to restrictions on transfer and may not be sold, exchanged, transferred, pledged, hypothecated or otherwise disposed of except in accordance with and subject to all of the terms and conditions of a Restricted Stock Award Agreement dated as of July 2, 2007, a copy of which the Company shall furnish to the holder of this certificate upon request and without charge.

When the restrictions on any Shares lapse, the Corporation shall cause a replacement stock certificate for those Shares, without the legend referred to above, to be issued and delivered to Participant as soon as practicable.

**4. Tax Consequences.** The Company shall not be liable or responsible in any way for any and all tax (including any withholding tax) consequences relating to the Shares, and the Participant agrees to undertake to determine, and be responsible for, any and all tax (including any withholding tax) consequences to himself or herself with respect to the Shares. Notwithstanding any other provision of this Agreement, the Shares, shall not be released to the Participant unless, the Participant shall have paid to the Company, or made arrangements satisfactory to the Company regarding the payment of, any Federal, state, local or foreign taxes of any kind required by law to be withheld with respect to the grant of the Shares or the lapse of restrictions otherwise imposed by this Agreement.

**5. Section 83(b) Election.** The Participant understands that Section 83 of the Code may tax as compensation income the difference between the amount paid for the Restricted Shares, if any, and the fair market value of the Restricted Shares as of the date any restrictions on the Restricted Shares lapse in the absence of an election under Section 83(b) of the Code. In this context, “restriction” means the forfeitability of the Restricted Shares pursuant to the terms of this Agreement. In the event the Common Shares are registered under the Securities Exchange Act of 1934, as amended (the “Exchange Act”), “restriction” with respect to the officers, directors, and 10% stockholders may also mean the six-month period after the acquisition of the Restricted Shares during which sales of certain securities by such officers, directors, and ten percent (10%) stockholders would give rise to liability under Section 16(b) of the Exchange Act. The Participant understands that he may elect to be taxed at the time the Participant receives the Restricted Shares and while the Restricted Shares are subjected to restrictions rather than waiting to be taxed on the Restricted Shares when and as the restrictions lapse. The Participant realizes that he may choose this tax treatment by filing an election under Section 83(b) of the Code with the Internal Revenue Service within thirty (30) days from the date hereof and by filing a copy of such election with his tax return for the tax year in which the Restricted Shares were subjected to the restrictions. THE PARTICIPANT ACKNOWLEDGES THAT IT IS THE PARTICIPANT’S SOLE RESPONSIBILITY AND NOT THE COMPANY’S TO TIMELY FILE THE ELECTION UNDER SECTION 83(B) OF THE CODE. A COPY OF SUCH ELECTION MUST BE FILED WITH THE COMPANY. THE PARTICIPANT ACKNOWLEDGES THAT HE SHALL CONSULT HIS OWN TAX ADVISERS REGARDING THE ADVISABILITY OR NON-ADVISABILITY OF MAKING THE ELECTION UNDER SECTION 83(B) OF THE CODE AND ACKNOWLEDGES THAT HE SHALL NOT RELY ON THE COMPANY OR ITS ADVISERS FOR SUCH ADVICE.

**6. Voting.** Participant shall have the rights and privileges of a stockholder of the Company as to the Shares, including the right to receive dividends and the right to vote such Shares.

7. Intentionally omitted.

**8. Termination.** This Agreement shall only be terminated, modified or amended upon written mutual agreement of the Company and the Participant.

**9. Notices.** Any notice given hereunder must be in writing and shall be deemed given when either personally delivered or placed in the United States mail by registered or certified mail, return receipt requested, postage prepaid, addressed to the parties to whom such notice is being given at the following addresses:

As to the Company:   CECO Environmental Corp.  
                          3120 Forrer Street  
                          Cincinnati, OH 45209  
                          Attn: Chief Financial Officer

As to Participant:   last address shown on the books of the Company

**10. Remedies.** Each of the parties to this Agreement will be entitled to enforce its rights under this Agreement specifically, to recover damages by reason of any breach of any provisions of this Agreement and to exercise all other rights existing in its favor. Participant agrees and acknowledges that money damages will not be an adequate remedy for any breach of the provisions of this Agreement and the Company shall be entitled to specific performance and/or injunctive relief in order to enforce or prevent any violations of the provisions of this Agreement.

**11. Gifts.** Nothing contained in this Agreement shall be construed or interpreted so as to authorize or permit Participant to transfer the Restricted Shares by gift to any person or entity.

**12. Entire Agreement.** The Plan and this Agreement contains the entire understanding and agreement by and between the parties hereto relating to the subject matter hereof and all prior or contemporaneous oral or written agreements or instruments are superseded hereby. No amendment to or modification of this Agreement shall be effective unless the same is in writing and signed by all parties hereto. No waiver by any party of any breach by the other of any provision of this Agreement shall be deemed to be a waiver of any other breaches thereof or the waiver of any such or other provision of this Agreement. Subject to the restrictions on assignment and transfer set forth hereinabove, this Agreement shall be binding upon and inure to the benefit of the parties hereto, their estates, personal representatives, successors and assigns.

**13. Severability.** If any provision of this Agreement is declared invalid or unenforceable as a matter of law, such invalidity or unenforceability shall not affect or impair the validity or enforceability of any other provisions of this Agreement or the remainder of this Agreement as a whole.

**14. Applicable Law.** If any question arises at any time as to the validity, construction, interpretation or performance of this Agreement the laws of the State of Delaware shall govern and control. The parties hereto hereby acknowledge that venue is proper in Hamilton County, Ohio.

**15. Construction.** Paragraph headings and subheadings have been inserted herein for convenience only and shall not be deemed to have any legal effect whatever in the interpretation of this Agreement. As used herein, the singular shall include the plural and the plural and singular. The word “any” means one or more or all, and the conjunction “or” includes both the conjunctive and disjunctive.

**16. Execution.** This Agreement may be executed in multiple originals, each of which shall be deemed to be an original hereof.

IN WITNESS WHEREOF, the Company and Participant have caused the execution of this Agreement under seal as of the date hereof, each intending to be legally bound hereby

CECO ENVIRONMENTAL CORP.

By: /s/ Dennis W. Blazer

Its: CFO

/s/ Donald A. Wright

Donald A. Wright

CECO Environmental Corporation Restricted Stock Award Agreement  
**Donald A. Wright**

Vesting of Restricted Stock

**1. Number of Restricted Shares**

The number of Shares granted under the Agreement shall be a total of 2,000 Restricted Shares.

**2. Vesting of Restricted Shares**

(a) Subject to Subsection (b) below, 2,000 Restricted Shares shall become earned and vested according to the following schedule:

<b>Number of 2,000 Restricted Shares that Become Vested and Earned</b>	<b>Vesting Date</b>
2,000	July 2, 2008

(b) Notwithstanding anything to the contrary in this Section 2, if Participant ceases to be a member of the Board of Directors of the Company prior to the above vesting date for any or no reason, then Participant shall have no further rights with respect to such unvested Restricted Shares, except that (i) if Participant ceases to be a director due to death or Disability, then the Compensation Committee may in its sole discretion cause any unvested Restricted Shares to vest. In addition, upon the occurrence of Change in Control, the Board may in its sole discretion cause any unvested Restricted Shares to vest.

RESTRICTED STOCK AWARD AGREEMENT

THIS RESTRICTED STOCK AWARD AGREEMENT (the “**Agreement**”) is made and entered into as of July 2, 2007, by and between CECO Environmental Corp., a Delaware corporation (the “**Company**”), and Ronald E. Krieg (the “**Participant**”) relating to the grant and issuance of shares of Common Stock of the Company under the CECO Environmental Corp. 2007 Equity Incentive Plan (the “**Plan**”).

Statement of Purpose

WHEREAS, the Company desires to grant to the Participant, and the Participant accepts the grant of, 2,000 shares of Common Stock (the “Shares”);

WHEREAS, the Company has duly made all determinations necessary or appropriate in connection with the grant of the Shares hereunder.

NOW, THEREFORE, in consideration of the premises and the mutual covenants herein contained, the parties hereto hereby agree as follows:

**1. Definitions.** Unless otherwise defined herein, capitalized terms in this Agreement shall have the same meaning as defined in the Plan.

**2. Grant, Vesting and Settlement of Restricted Shares**

(a) Grant. As of July 2, 2007, the Company hereby grants and issues to the Participant, and the Participant hereby accepts the grant of the Shares in such number as is specified in attached Exhibit A. Concurrent with the execution and delivery of the Agreement, the Company will cause the stock certificates representing the Shares to be issued in Participant’s name. To the extent the Participant hereby acquires the Shares and the Shares are not fully vested as of the date hereof, such Shares shall constitute “Restricted Shares” and shall be subject to all of the restrictions described herein. Stock certificates representing Restricted Shares shall be held by the Company until such time as the Shares vest.

(b) Vesting and Settlement. The Restricted Shares shall cease to constitute Restricted Shares, and shall become unrestricted Shares, pursuant to the vesting schedule attached as Exhibit A.

**3. Restriction on Transfer; Legend.** Restricted Shares or any interest therein may not be directly or indirectly sold, transferred, pledged, hypothecated, or otherwise disposed of. The Restricted Share certificates shall bear the following legend:

The shares represented by this certificate are subject to restrictions on transfer and may not be sold, exchanged, transferred, pledged, hypothecated or otherwise disposed of except in accordance with and subject to all of the terms and conditions of a Restricted Stock Award Agreement dated as of July 2, 2007, a copy of which the Company shall furnish to the holder of this certificate upon request and without charge.

When the restrictions on any Shares lapse, the Corporation shall cause a replacement stock certificate for those Shares, without the legend referred to above, to be issued and delivered to Participant as soon as practicable.

**4. Tax Consequences.** The Company shall not be liable or responsible in any way for any and all tax (including any withholding tax) consequences relating to the Shares, and the Participant agrees to undertake to determine, and be responsible for, any and all tax (including any withholding tax) consequences to himself or herself with respect to the Shares. Notwithstanding any other provision of this Agreement, the Shares, shall not be released to the Participant unless, the Participant shall have paid to the Company, or made arrangements satisfactory to the Company regarding the payment of, any Federal, state, local or foreign taxes of any kind required by law to be withheld with respect to the grant of the Shares or the lapse of restrictions otherwise imposed by this Agreement.

**5. Section 83(b) Election.** The Participant understands that Section 83 of the Code may tax as compensation income the difference between the amount paid for the Restricted Shares, if any, and the fair market value of the Restricted Shares as of the date any restrictions on the Restricted Shares lapse in the absence of an election under Section 83(b) of the Code. In this context, “restriction” means the forfeitability of the Restricted Shares pursuant to the terms of this Agreement. In the event the Common Shares are registered under the Securities Exchange Act of 1934, as amended (the “Exchange Act”), “restriction” with respect to the officers, directors, and 10% stockholders may also mean the six-month period after the acquisition of the Restricted Shares during which sales of certain securities by such officers, directors, and ten percent (10%) stockholders would give rise to liability under Section 16(b) of the Exchange Act. The Participant understands that he may elect to be taxed at the time the Participant receives the Restricted Shares and while the Restricted Shares are subjected to restrictions rather than waiting to be taxed on the Restricted Shares when and as the restrictions lapse. The Participant realizes that he may choose this tax treatment by filing an election under Section 83(b) of the Code with the Internal Revenue Service within thirty (30) days from the date hereof and by filing a copy of such election with his tax return for the tax year in which the Restricted Shares were subjected to the restrictions. THE PARTICIPANT ACKNOWLEDGES THAT IT IS THE PARTICIPANT’S SOLE RESPONSIBILITY AND NOT THE COMPANY’S TO TIMELY FILE THE ELECTION UNDER SECTION 83(B) OF THE CODE. A COPY OF SUCH ELECTION MUST BE FILED WITH THE COMPANY. THE PARTICIPANT ACKNOWLEDGES THAT HE SHALL CONSULT HIS OWN TAX ADVISERS REGARDING THE ADVISABILITY OR NON-ADVISABILITY OF MAKING THE ELECTION UNDER SECTION 83(B) OF THE CODE AND ACKNOWLEDGES THAT HE SHALL NOT RELY ON THE COMPANY OR ITS ADVISERS FOR SUCH ADVICE.

**6. Voting.** Participant shall have the rights and privileges of a stockholder of the Company as to the Shares, including the right to receive dividends and the right to vote such Shares.

7. Intentionally omitted.

**8. Termination.** This Agreement shall only be terminated, modified or amended upon written mutual agreement of the Company and the Participant.

**9. Notices.** Any notice given hereunder must be in writing and shall be deemed given when either personally delivered or placed in the United States mail by registered or certified mail, return receipt requested, postage prepaid, addressed to the parties to whom such notice is being given at the following addresses:

As to the Company:   CECO Environmental Corp.  
                          3120 Forrer Street  
                          Cincinnati, OH 45209  
                          Attn: Chief Financial Officer

As to Participant:   last address shown on the books of the Company

**10. Remedies.** Each of the parties to this Agreement will be entitled to enforce its rights under this Agreement specifically, to recover damages by reason of any breach of any provisions of this Agreement and to exercise all other rights existing in its favor. Participant agrees and acknowledges that money damages will not be an adequate remedy for any breach of the provisions of this Agreement and the Company shall be entitled to specific performance and/or injunctive relief in order to enforce or prevent any violations of the provisions of this Agreement.

**11. Gifts.** Nothing contained in this Agreement shall be construed or interpreted so as to authorize or permit Participant to transfer the Restricted Shares by gift to any person or entity.

**12. Entire Agreement.** The Plan and this Agreement contains the entire understanding and agreement by and between the parties hereto relating to the subject matter hereof and all prior or contemporaneous oral or written agreements or instruments are superseded hereby. No amendment to or modification of this Agreement shall be effective unless the same is in writing and signed by all parties hereto. No waiver by any party of any breach by the other of any provision of this Agreement shall be deemed to be a waiver of any other breaches thereof or the waiver of any such or other provision of this Agreement. Subject to the restrictions on assignment and transfer set forth hereinabove, this Agreement shall be binding upon and inure to the benefit of the parties hereto, their estates, personal representatives, successors and assigns.

**13. Severability.** If any provision of this Agreement is declared invalid or unenforceable as a matter of law, such invalidity or unenforceability shall not affect or impair the validity or enforceability of any other provisions of this Agreement or the remainder of this Agreement as a whole.

**14. Applicable Law.** If any question arises at any time as to the validity, construction, interpretation or performance of this Agreement the laws of the State of Delaware shall govern and control. The parties hereto hereby acknowledge that venue is proper in Hamilton County, Ohio.

**15. Construction.** Paragraph headings and subheadings have been inserted herein for convenience only and shall not be deemed to have any legal effect whatever in the interpretation of this Agreement. As used herein, the singular shall include the plural and the plural and singular. The word “any” means one or more or all, and the conjunction “or” includes both the conjunctive and disjunctive.

**16. Execution.** This Agreement may be executed in multiple originals, each of which shall be deemed to be an original hereof.

IN WITNESS WHEREOF, the Company and Participant have caused the execution of this Agreement under seal as of the date hereof, each intending to be legally bound hereby

CECO ENVIRONMENTAL CORP.

By: /s/ Dennis W. Blazer

Its: CFO

/s/ Ronald E. Krieg

Ronald E. Krieg

CECO Environmental Corporation Restricted Stock Award Agreement  
**Ronald E. Krieg**

Vesting of Restricted Stock

**1. Number of Restricted Shares**

The number of Shares granted under the Agreement shall be a total of 2,000 Restricted Shares.

**2. Vesting of Restricted Shares**

(a) Subject to Subsection (b) below, 2,000 Restricted Shares shall become earned and vested according to the following schedule:

<b>Number of 2,000 Restricted Shares that Become Vested and Earned</b>	<b>Vesting Date</b>
2,000	July 2, 2008

(b) Notwithstanding anything to the contrary in this Section 2, if Participant ceases to be a member of the Board of Directors of the Company prior to the above vesting date for any or no reason, then Participant shall have no further rights with respect to such unvested Restricted Shares, except that (i) if Participant ceases to be a director due to death or Disability, then the Compensation Committee may in its sole discretion cause any unvested Restricted Shares to vest. In addition, upon the occurrence of Change in Control, the Board may in its sole discretion cause any unvested Restricted Shares to vest.

RESTRICTED STOCK AWARD AGREEMENT

THIS RESTRICTED STOCK AWARD AGREEMENT (the “**Agreement**”) is made and entered into as of July 2, 2007, by and between CECO Environmental Corp., a Delaware corporation (the “**Company**”), and Arthur Cape (the “**Participant**”) relating to the grant and issuance of shares of Common Stock of the Company under the CECO Environmental Corp. 2007 Equity Incentive Plan (the “**Plan**”).

Statement of Purpose

WHEREAS, the Company desires to grant to the Participant, and the Participant accepts the grant of, 2,000 shares of Common Stock (the “Shares”);

WHEREAS, the Company has duly made all determinations necessary or appropriate in connection with the grant of the Shares hereunder.

NOW, THEREFORE, in consideration of the premises and the mutual covenants herein contained, the parties hereto hereby agree as follows:

**1. Definitions.** Unless otherwise defined herein, capitalized terms in this Agreement shall have the same meaning as defined in the Plan.

**2. Grant, Vesting and Settlement of Restricted Shares**

(a) Grant. As of July 2, 2007, the Company hereby grants and issues to the Participant, and the Participant hereby accepts the grant of the Shares in such number as is specified in attached Exhibit A. Concurrent with the execution and delivery of the Agreement, the Company will cause the stock certificates representing the Shares to be issued in Participant’s name. To the extent the Participant hereby acquires the Shares and the Shares are not fully vested as of the date hereof, such Shares shall constitute “Restricted Shares” and shall be subject to all of the restrictions described herein. Stock certificates representing Restricted Shares shall be held by the Company until such time as the Shares vest.

(b) Vesting and Settlement. The Restricted Shares shall cease to constitute Restricted Shares, and shall become unrestricted Shares, pursuant to the vesting schedule attached as Exhibit A.

**3. Restriction on Transfer; Legend.** Restricted Shares or any interest therein may not be directly or indirectly sold, transferred, pledged, hypothecated, or otherwise disposed of. The Restricted Share certificates shall bear the following legend:

The shares represented by this certificate are subject to restrictions on transfer and may not be sold, exchanged, transferred, pledged, hypothecated or otherwise disposed of except in accordance with and subject to all of the terms and conditions of a Restricted Stock Award Agreement dated as of July 2, 2007, a copy of which the Company shall furnish to the holder of this certificate upon request and without charge.

When the restrictions on any Shares lapse, the Corporation shall cause a replacement stock certificate for those Shares, without the legend referred to above, to be issued and delivered to Participant as soon as practicable.

**4. Tax Consequences.** The Company shall not be liable or responsible in any way for any and all tax (including any withholding tax) consequences relating to the Shares, and the Participant agrees to undertake to determine, and be responsible for, any and all tax (including any withholding tax) consequences to himself or herself with respect to the Shares. Notwithstanding any other provision of this Agreement, the Shares, shall not be released to the Participant unless, the Participant shall have paid to the Company, or made arrangements satisfactory to the Company regarding the payment of, any Federal, state, local or foreign taxes of any kind required by law to be withheld with respect to the grant of the Shares or the lapse of restrictions otherwise imposed by this Agreement.

**5. Section 83(b) Election.** The Participant understands that Section 83 of the Code may tax as compensation income the difference between the amount paid for the Restricted Shares, if any, and the fair market value of the Restricted Shares as of the date any restrictions on the Restricted Shares lapse in the absence of an election under Section 83(b) of the Code. In this context, “restriction” means the forfeitability of the Restricted Shares pursuant to the terms of this Agreement. In the event the Common Shares are registered under the Securities Exchange Act of 1934, as amended (the “Exchange Act”), “restriction” with respect to the officers, directors, and 10% stockholders may also mean the six-month period after the acquisition of the Restricted Shares during which sales of certain securities by such officers, directors, and ten percent (10%) stockholders would give rise to liability under Section 16(b) of the Exchange Act. The Participant understands that he may elect to be taxed at the time the Participant receives the Restricted Shares and while the Restricted Shares are subjected to restrictions rather than waiting to be taxed on the Restricted Shares when and as the restrictions lapse. The Participant realizes that he may choose this tax treatment by filing an election under Section 83(b) of the Code with the Internal Revenue Service within thirty (30) days from the date hereof and by filing a copy of such election with his tax return for the tax year in which the Restricted Shares were subjected to the restrictions. **THE PARTICIPANT ACKNOWLEDGES THAT IT IS THE PARTICIPANT’S SOLE RESPONSIBILITY AND NOT THE COMPANY’S TO TIMELY FILE THE ELECTION UNDER SECTION 83(B) OF THE CODE. A COPY OF SUCH ELECTION MUST BE FILED WITH THE COMPANY. THE PARTICIPANT ACKNOWLEDGES THAT HE SHALL CONSULT HIS OWN TAX ADVISERS REGARDING THE ADVISABILITY OR NON-ADVISABILITY OF MAKING THE ELECTION UNDER SECTION 83(B) OF THE CODE AND ACKNOWLEDGES THAT HE SHALL NOT RELY ON THE COMPANY OR ITS ADVISERS FOR SUCH ADVICE.**

**6. Voting.** Participant shall have the rights and privileges of a stockholder of the Company as to the Shares, including the right to receive dividends and the right to vote such Shares.

7. Intentionally omitted.

**8. Termination.** This Agreement shall only be terminated, modified or amended upon written mutual agreement of the Company and the Participant.

**9. Notices.** Any notice given hereunder must be in writing and shall be deemed given when either personally delivered or placed in the United States mail by registered or certified mail, return receipt requested, postage prepaid, addressed to the parties to whom such notice is being given at the following addresses:

As to the Company:   CECO Environmental Corp.  
                          3120 Forrer Street  
                          Cincinnati, OH 45209  
                          Attn: Chief Financial Officer

As to Participant:   last address shown on the books of the Company

**10. Remedies.** Each of the parties to this Agreement will be entitled to enforce its rights under this Agreement specifically, to recover damages by reason of any breach of any provisions of this Agreement and to exercise all other rights existing in its favor. Participant agrees and acknowledges that money damages will not be an adequate remedy for any breach of the provisions of this Agreement and the Company shall be entitled to specific performance and/or injunctive relief in order to enforce or prevent any violations of the provisions of this Agreement.

**11. Gifts.** Nothing contained in this Agreement shall be construed or interpreted so as to authorize or permit Participant to transfer the Restricted Shares by gift to any person or entity.

**12. Entire Agreement.** The Plan and this Agreement contains the entire understanding and agreement by and between the parties hereto relating to the subject matter hereof and all prior or contemporaneous oral or written agreements or instruments are superseded hereby. No amendment to or modification of this Agreement shall be effective unless the same is in writing and signed by all parties hereto. No waiver by any party of any breach by the other of any provision of this Agreement shall be deemed to be a waiver of any other breaches thereof or the waiver of any such or other provision of this Agreement. Subject to the restrictions on assignment and transfer set forth hereinabove, this Agreement shall be binding upon and inure to the benefit of the parties hereto, their estates, personal representatives, successors and assigns.

**13. Severability.** If any provision of this Agreement is declared invalid or unenforceable as a matter of law, such invalidity or unenforceability shall not affect or impair the validity or enforceability of any other provisions of this Agreement or the remainder of this Agreement as a whole.

**14. Applicable Law.** If any question arises at any time as to the validity, construction, interpretation or performance of this Agreement the laws of the State of Delaware shall govern and control. The parties hereto hereby acknowledge that venue is proper in Hamilton County, Ohio.

**15. Construction.** Paragraph headings and subheadings have been inserted herein for convenience only and shall not be deemed to have any legal effect whatever in the interpretation of this Agreement. As used herein, the singular shall include the plural and the plural and singular. The word “any” means one or more or all, and the conjunction “or” includes both the conjunctive and disjunctive.

**16. Execution.** This Agreement may be executed in multiple originals, each of which shall be deemed to be an original hereof.

IN WITNESS WHEREOF, the Company and Participant have caused the execution of this Agreement under seal as of the date hereof, each intending to be legally bound hereby

CECO ENVIRONMENTAL CORP.

By: /s/ Dennis W. Blazer

Its: CFO

/s/ Arthur Cape

Arthur Cape

CECO Environmental Corporation Restricted Stock Award Agreement  
**Arthur Cape**

Vesting of Restricted Stock

**1. Number of Restricted Shares**

The number of Shares granted under the Agreement shall be a total of 2,000 Restricted Shares.

**2. Vesting of Restricted Shares**

(a) Subject to Subsection (b) below, 2,000 Restricted Shares shall become earned and vested according to the following schedule:

<b>Number of 2,000 Restricted Shares that Become Vested and Earned</b>	<b>Vesting Date</b>
2,000	July 2, 2008

(b) Notwithstanding anything to the contrary in this Section 2, if Participant ceases to be a member of the Board of Directors of the Company prior to the above vesting date for any or no reason, then Participant shall have no further rights with respect to such unvested Restricted Shares, except that (i) if Participant ceases to be a director due to death or Disability, then the Compensation Committee may in its sole discretion cause any unvested Restricted Shares to vest. In addition, upon the occurrence of Change in Control, the Board may in its sole discretion cause any unvested Restricted Shares to vest.

**AGREEMENT OF SALE**

**100 PROGRESS PLACE  
SPRINGDALE, OH**

This **AGREEMENT of SALE** ("Agreement") is dated October 19, 2007 between **INTERNATIONAL PAPER COMPANY**, a New York corporation ("Seller"), having an address at 6400 Poplar Avenue, Memphis, TN 38197 and **KIRK & BLUM MANUFACTURING COMPANY**, an Ohio corporation ("Purchaser"), having an address at c/o CECO Environmental Corp., 3120 Forrer Street, Cincinnati, OH 45209-1016.

**WITNESSETH:**

In consideration of the mutual covenants and agreements contained herein, and other good and valuable consideration, the receipt and sufficiency of which are hereby acknowledged, the parties hereto agree as follows:

**1. Sale and Purchase of Real Property.**

Seller agrees to sell and Purchaser agrees to purchase all of the real property (the "Premises") consisting of approximately 15.75 acres along with all improvements located thereon, and a 214,000 square foot building and all fixtures therein (the "Building"), located at 100 Progress Place, Springdale, Ohio, and commonly known as the "former Shorewood Packaging Plant," as more particularly described on Exhibit A attached hereto and made a part hereof, together with Seller's interest in and to all improvements, rights, privileges, easements appurtenant thereto (the Property and Building referred to collectively as the "Premises") and the equipment described on Exhibit 1 (the "Equipment").

Except as otherwise set forth herein, the Premises shall be sold to Purchaser subject to the following matters of title (collectively, the "Permitted Exceptions"):

(a) Such matters disclosed on Purchaser's title commitment to which Purchaser either does not object or agrees to accept.

**2. Purchase Price.**

The purchase price for the Premises (the "Purchase Price") is the sum of FOUR MILLION THREE HUNDRED THOUSAND and 00/100 DOLLARS (\$4,300,000.00), payable by Purchaser to Seller as follows:

(a) One Hundred Thousand and 00/100 Dollars (\$100,000.00) (the "Earnest Money Deposit") by check or wire transfer of immediately available funds to Mercantile Title Agency, Inc. ("Escrow Agent") within five (5) days after execution of this Agreement. Escrow Agent shall hold the Earnest Money Deposit in accordance with mutually acceptable escrow instructions.

(b) The balance of the Purchase Price, following Seller's instructions by wire transfer of immediately available funds to a designated account of Seller (or its designee) upon delivery of the deed on the day of closing of title (the "Closing Date").

No amount paid on account of the Purchase Price shall create a lien on the Premises.

**3. Costs and Prorations.**

(a) The following shall be apportioned between Seller and Purchaser on and as of the Closing Date: (i) real estate taxes, school taxes, other similar taxes and assessments which are a lien upon the Premises in the year of closing, and prorated to date of possession. If the closing shall occur before the tax rate is fixed for the current year, taxes shall be apportioned on the basis of the tax rate for the preceding tax year applied to the latest assessed valuation.

(b) Purchaser shall be responsible for all taxes from and after the Closing imposed upon or levied against or on account of the Premises by any governmental authority, subject to proration pursuant to Article 3(a).

(c) Seller shall be responsible for all taxes prior to the Closing imposed upon or levied against or on account of the Premises by any governmental authority, subject to proration pursuant to Article 3(a).

(d) Purchaser and Seller shall each pay for its own legal fees and disbursements.

(e) Purchaser shall pay any recording charges relating to this transaction, except recording fees incurred so that Seller can convey the Premises and Equipment as required herein, and to release any mortgages or liens on the Premises and Equipment arising prior to Closing.

(f) Seller shall pay any real estate transfer taxes or sales taxes due in connection with the transaction.

(g) The obligations set forth in this Article shall survive the Closing.

**4. Representations.**

(a) Except as is herein specifically set forth, Seller has not made, does not make and has not authorized anyone else to make, any representations as to: (i) the existence or non-existence of access to or from the Premises or any portion thereof; (ii) the availability of water, sewer, electrical, gas or other utility services; (iii) the number of acres in the Premises or the square footage of any buildings; (iv) the present or future physical condition or suitability of the Premises for any purpose; (v) the location of the Premises or any portion thereof within any flood plain, flood prone area, or watershed, or the designation of any portion hereof as wetlands; or (vi) any other matter or thing affecting or relating to the Premises or this Agreement.

(b) Except as specifically set forth in this Article, SELLER HEREBY EXPRESSLY DISCLAIMS ALL WARRANTIES RELATING TO THE PREMISES, EITHER EXPRESS OR IMPLIED, INCLUDING BUT NOT LIMITED TO MERCHANTABILITY, FITNESS FOR A PARTICULAR PURPOSE AND SUITABILITY FOR PURCHASER'S INTENDED USE. PURCHASER ACKNOWLEDGES AND AGREES THAT PURCHASER SHALL BE SOLELY RESPONSIBLE FOR OBTAINING ALL PERMITS AND LICENSES, IF ANY, REQUIRED BY PURCHASER TO CARRY ON ITS INTENDED OPERATIONS AT THE PREMISES.

(c) Purchaser shall take the Premises in its “as is” condition on the date hereof, except as otherwise provided in this Agreement.

(d) Purchaser and Seller each hereby represent and warrant to the other that the transaction contemplated by this Agreement has been duly authorized, and the person executing on behalf of each Purchaser and Seller is fully authorized to execute and deliver this Agreement, and cause Purchaser and Seller to undertake the transaction contemplated hereby.

**5. Deed – Real Property; Equipment.**

(a) The deed to be delivered to Purchaser at the Closing shall be a Limited Warranty Deed, or equivalent, and shall be in recordable form, and shall convey good and marketable fee simple title to the Premises to Purchaser, subject only to the Permitted Exceptions. No agreement, representation or warranty of Seller made in this Agreement shall survive delivery of the deed, except as specifically set forth herein.

(b) To the best knowledge of Seller’s representative with due authority to execute this Agreement, all systems necessary for the proper operation of the building (“Building Systems”) are currently in working order and that the Building Systems will remain in the Building after Closing for the benefit of Purchaser. This representation and warranty shall survive Closing.

**6. Title Matters; Survey.**

**(A) Title Matters.**

(i) Purchaser may obtain a commitment to insure title to the Premises (the “Title Commitment”), together with copies of any exception documents. Within the Due Diligence Period stated in Article 16 hereof, Purchaser shall deliver to Seller any written objections to matters reflected in the Title Commitment or Survey, if any (“Purchaser’s Title Objections”). If Seller does not receive notice of Purchaser’s Title Objections within such period, Purchaser shall have waived its right to object and shall accept such title as Seller is able to convey.

(ii) Within five (5) days after receipt of Purchaser’s Title Objections, if any, Seller shall notify Purchaser, in writing, of which of Purchaser’s Title Objections it will cure as of Closing, and which objections it will not (“Seller’s Cure Notice”). Within five (5) days after receipt of Seller’s Cure Notice, the Purchaser shall notify Seller, in writing, whether it will proceed to Closing accepting such title as Seller is able to give, or terminate this Agreement and receive a refund of the Earnest Money Deposit. If Seller is unable to remedy any title defects it agreed to cure in Seller’s Cure Notice by the Closing Date, Seller shall have an additional five (5) days to do so. Upon removal of such defects, Seller shall reschedule the Closing Date upon five (5) days’ written notice to Purchaser. If Seller fails to respond to Purcahser’s Title Objections in writing within five (5) days as contemplated herein, the Seller shall be deemed to have elected to cure all of Purchaser’s Title Objections at or before Closing.

- (iii) If Seller is unable to or refuses to remedy such title defects as it agreed to cure in Seller's Cure Notice, then Purchaser may (i) terminate this Agreement and receive a refund of the Earnest Money Deposit; (ii) close the sale and accept such title as Seller is able to convey without any reduction in the Purchase Price and without any other liability on the part of Seller (and any title defects will be deemed Permitted Exceptions); or (iii) pursue any available action at law or in equity. The elections set forth in (i) through (iii) above are cumulative in nature, and not exclusive.
- (iv) All other title charges and expenses shall be at Purchaser's expense.

**(B) Survey.** Seller shall not provide any survey of the Premises to Purchaser. Purchaser may, at its sole cost and expense, prepare or cause to be prepared a survey of the Premises. Purchaser and Seller each acknowledge that the Purchase Price is not based upon a dollar value per acre and any difference in acreage between that acreage reflected in this Agreement and the Survey shall not result in a change in the Purchase Price, up or down.

## **7. Environmental Matters.**

(a) Seller warrants, to the best of its knowledge, that the Premises are not in violation of any Environmental Law and that there are no Hazardous Materials on the Premises. Seller agrees to provide Purchaser a copy of any existing Phase I Environmental Site Assessment that it has had completed on the Premises.

(b) For purposes of this Agreement the term "Hazardous Materials" shall mean any substance which is or contains: (a) any "hazardous substance" as now or hereafter defined in Section 101(14) of the Comprehensive Environmental Response, Compensation, and Liability Act of 1980, as amended (42 U.S.C. Section 9601 et seq.) or any regulations promulgated under CERCLA; (b) any "hazardous waste" as now or hereafter defined in the Resource Conservation and Recovery Act (42 U.S.C. Section 6901 et seq.) or regulations promulgated under RCRA; (c) any substance regulated by the Toxic Substances Control Act (15 U.S.C. Section 2601 et seq.); (d) gasoline, diesel fuel or other petroleum hydrocarbons; (e) asbestos and asbestos containing materials, in any form, whether friable or nonfriable; (f) polychlorinated biphenyls; (g) radon gas; and (h) any additional substances or materials which are now or hereafter classified or considered to be hazardous or toxic under "Environmental Requirements" (as hereinafter defined) or the common law, or any other applicable law related to the Premises. Hazardous Materials shall include, without limitation, any substance, the presence of which on the Premises: (A) requires reporting, investigation or remediation under Environmental Requirements; (B) causes or threatens to cause a nuisance on the Premises or adjacent property or poses or threatens to pose a hazard to health or safety of persons on the Premises or adjacent property; (C) which, if emanated or migrated from the Premises, could constitute a trespass; or (D) could give rise to a claim for damages or injunctive relief resulting from personal injury, property or natural resources damages.

For purposes of this Agreement, the term "Environmental Requirements" shall mean any laws, ordinances, statutes, codes, rules,

regulations, agreements, judgments, orders and decrees now or hereafter enacted, promulgated, or amended, of the United States, the states, the counties, the cities or any other political subdivisions in which the Premises is located and any other political subdivision, agency or instrumentality exercising jurisdiction over the owner of the Premises, the Premises or the use of the Premises relating to pollution, the protection or regulation of human health, natural resources or the environment, or the emission, discharge, release or threatened release of pollutants, contaminants, chemicals or industrial, toxic or hazardous substances or waste or Hazardous Materials into the environment (including, without limitation, ambient air, surface water, ground water or land or soil).

#### **8. Right of Entry.**

(a) Prior to the Closing Date, Purchaser may perform, or cause to be performed, surveys and visual, non-intrusive inspections on the Premises in connection with Purchaser's due diligence so long as (i) Purchaser obtains Seller's designated agent's prior oral consent, and (ii) Purchaser has provided to Seller satisfactory evidence of such liability insurance specified in paragraph (c) of this Article. Upon the completion of such surveys and inspections, Purchaser, at its expense, shall promptly restore the Premises to its former condition and remove all debris and other material therefrom. The aforesaid consent of Seller shall not be unreasonably denied, withheld or delayed.

(b) At Seller's request, Purchaser shall disclose the results of such surveys and inspections, and shall deliver copies of all reports and inspection results, to Seller. Purchaser shall treat the results of such surveys and inspections as strictly confidential and the same shall not be disclosed to any third party or governmental entity (provided, however, that such results may be disclosed only to Purchaser's consultants, attorneys and lenders, who shall similarly treat such results as strictly confidential). The obligations of Purchaser under this paragraph (b) shall not survive Closing.

(c) Purchaser shall defend, indemnify and hold Seller harmless from and against any and all claims, demands, losses, expenses, damages, costs and liabilities suffered or incurred by Seller as a result of any physical damage to the Premises or death or personal injury to any person caused by or attributable to the acts or omissions of Purchaser, its employees, contractors, representatives or agents arising in connection with inspections, surveys or studies performed by or on behalf of Purchaser. This indemnity shall survive the Closing or the earlier termination of this Agreement for a period of twelve (12) months. Purchaser agrees that Purchaser (if it enters the Premises) and its contractors shall maintain general liability insurance, naming Seller, as an additional insured, in an amount not less than \$1,000,000.00 per occurrence.

(d) The obligations of Purchaser set forth in this Article shall survive the termination of this Agreement or the Closing for a period of twelve (12) months.

#### **9. Closing; Time of the Essence; Conditions to Closing.**

The closing of title ("Closing") shall take place by overnight delivery at the same date and time that Purchaser closes on the sale of its existing headquarters facility, such date to be determined by Purchaser in its sole discretion. Closing may occur prior to expiration of the Due Diligence Period, but in no event later than thirty (30) days after expiration of the Due Diligence Period. Each

party acknowledges and agrees that it is an express condition to Purchaser's obligation to close the transaction contemplated by this Agreement that Purchaser simultaneously close on the sale of its headquarters facility located at 3120 Forrer Street, Cincinnati, Ohio 45209 (the "Headquarters Sale"), regardless of whether the Due Diligence Period has expired or not. If there is a failure of this condition, Purchaser may (a) request an additional thirty (30) days from Seller to enable Purchaser to complete the Headquarters Sale and hence the purchase contemplated hereby; or (b) terminate this Agreement by written notice to Seller, and receive a reimbursement of the Deposit, and neither party shall have any further obligation or responsibility to the other. Should Purchaser choose option (a) above, Seller, in its sole and absolute discretion may extend the time for closing for an additional thirty (30) day period, at which time the Deposit shall become non-refundable to Purchaser. Should Seller refuse to grant such thirty (30) day extension, Purchaser shall be entitled to receive a refund of the Deposit. At least one (1) business day prior to Closing, which Closing Date shall be determined by Purchaser in its sole discretion, Seller shall deliver the following to the Escrow Agent:

- (i) Limited Warranty Deed to the Premises;
- (ii) Bill of Sale conveying title to the Equipment to Purchaser;
- (iii) An Affidavit of Title as to the Premises;
- (iv) Form 1099 (if required by Escrow Agent);
- (v) FRIPTA Affidavit (if required by Escrow Agent);
- (vi) Any documents to effectuate the cures set forth in Seller's Cure Notice;
- (vii) All keys and service contracts with respect to the Premises;
- (viii) Authority Documents, including By-Laws, Incumbency Certificates, and Resolutions authorizing the transactions contemplated by this Agreement; and
- (ix) Any and all other items and documents reasonably requested by Escrow Agent or to effectuate the Closing as contemplated by this Agreement.

Seller represents and warrants, as of the date of this Agreement, and again as of Closing, that no leases, licenses, or other occupancy agreements affect the Premises, except that Seller and Purchaser shall, during the Due Diligence Period, use good faith efforts to allow Seller to remain in occupancy of the Premises on a limited basis so long as Seller's operations do not interfere with Purchaser's renovation work to the Premises, the precise terms and conditions of such agreement to be further negotiated. Except as specifically provided herein, time is of the essence of this Agreement for all purposes.

#### **10. Notice.**

Any notice given pursuant to this Agreement shall be given in writing and delivered in person, by overnight courier, or by registered or certified mail, postpaid, return receipt requested, addressed as follows:

if to Seller, to:

International Paper Company  
Attn: Corporate Real Estate Department  
6400 Poplar Avenue  
Memphis, TN 38197

if to Purchaser, to:

Kirk & Blum  
Attn: Dennis Blazer  
c/o CECO Environmental Corp.  
3120 Forrer Street  
Cincinnati, OH 45209-1016

with a copy to:

Dinsmore & Shohl, LLP  
Attn: George H. Vincent, Esq.  
255 E. Fifth Street, Suite 1900  
Cincinnati, OH 45202

Such notices, if delivered personally or by overnight courier service, shall be deemed given at the time of deposit with such person or courier; if sent by registered or certified mail, shall be deemed given two (2) days after the time of mailing.

**11. Broker.**

The parties each represent that no broker has been used or employed in connection with the sale of the Premises to Purchaser, this Agreement and the transaction set forth herein, except Studley, Inc. and The Staubach Company (collectively, "Broker"). Each party agrees to indemnify and hold the other party harmless from and against any claim by any broker concerning this transaction by reason of such party's breach of its representations or warranties contained in this Article. The provisions of this Article shall survive the Closing. Seller shall pay all fees and commissions due to the Broker.

**12. Condemnation and Casualty Loss.**

(a) If any portion of the Premises is condemned or damaged by fire, earthquake, flood or other casualty, so that the fair market value of the Premises is reduced by twenty-five percent (25%) or more, either party shall have the right, exercisable within ten (10) days of notice of such condemnation or damage, to terminate this Agreement, in which event Seller shall refund the Earnest Money to Purchaser, and the parties shall have no further rights or obligations with respect to the other, except as otherwise stated in this Agreement. If this Agreement is not so terminated, Purchaser shall close the sale and purchase set forth herein, but with a reduction in the Purchase Price in an amount calculated as described in paragraph (c) below, and (i) Seller shall be entitled to receive and retain any condemnation award; (ii) Seller shall be entitled to receive and retain any insurance proceeds payable under policies procured by Seller; and (iii) Purchaser shall be entitled to receive and retain any insurance proceeds payable under policies procured by Purchaser.

(b) If any portion of the Premises is condemned or damaged so that the fair market value of the Premises is reduced by less than twenty-five percent (25%), Purchaser shall accept the Premises in its then condition, with no reduction in the Purchase Price, but with the right to receive and retain any condemnation award or insurance proceeds up to the amount of the reduction in fair market value by reason of such condemnation or casualty (however, Seller shall not be obligated to insure the Premises). Seller shall be entitled to receive and retain the amount by which any such condemnation award or insurance proceeds exceeds the reduction in fair market value.

(c) The amount of any reduction in the fair market value of the Premises, or in the Purchase Price, in accordance with this Article shall be determined by agreement between the parties or, if the parties are unable to agree, by an independent, licensed real estate appraiser selected by Seller and reasonably satisfactory to Purchaser (provided, however, that Seller shall not be obligated to accept any such determination by the appraiser if the amount of reduction so determined shall be more than 5% greater than the reduction amount selected by Seller). The cost of any such appraiser shall be borne equally by Seller and Purchaser.

### **13. Termination; Failure to Close; Damages.**

(a) If this Agreement is cancelled pursuant to its terms, this Agreement shall terminate and come to an end, and neither party shall have any further rights, obligations or liabilities against or to the other hereunder or otherwise, except that: Purchaser's obligations under Articles 8, 11 and 15 shall survive the termination of this Agreement.

(b) Purchaser and Seller agree that it would be impractical and extremely difficult to ascertain and fix actual damages to Seller in the event of any material default hereunder by Purchaser; that the Earnest Money Deposit paid in connection with the execution of this Agreement is a fair measure of such damages; and that, in the event Purchaser materially breaches any obligation as provided hereunder, Seller shall be entitled to retain the Earnest Money Deposit as Seller's sole remedy for Purchaser's material breach of this Agreement.

(c) In the event Seller materially breaches hereunder, Purchaser shall be entitled to terminate this Agreement and obtain a refund of the Earnest Money Deposit, or to seek specific performance. In the event that the Purchaser elects to proceed against Seller by way of a suit for a specific performance, any such suit must be brought within thirty (30) days of Seller's default. Purchaser waives the right to bring suit at any later date. Purchaser agrees not to file a lis pendens or other similar notice against the Property except in connection with, and after, proper filing and service of a suit for specific performance.

### **14. Assignment.**

This Agreement and Purchaser's rights under this Agreement may be assigned by Purchaser without the need for Seller's prior consent only in connection with a 1031B like-kind exchange. No assignment shall relieve Purchaser from its obligations hereunder, and all representations, covenants and indemnities made by Purchaser hereunder also shall be made by Purchaser's assignee and, where applicable, shall survive the Closing. Seller shall not assign this Agreement or its rights hereunder without Purchaser's consent not to be unreasonably withheld, conditioned or delayed.

**15. Recording.**

This Agreement (or a memorandum thereof) may not be recorded by Purchaser. Seller acknowledges that Purchaser will file this Agreement with the Securities Exchange Commission appended to a Schedule 8-k.

**16. Due Diligence.**

(a) Purchaser shall have sixty (60) days from the date of this Agreement (the "Due Diligence Period") to complete all aspects of its due diligence with respect to its examination of the Premises (including, but not limited to, survey review, environmental, access, zoning, obtaining financing and other matters). In the event Seller receives notice from Purchaser no later than 4 p.m. (eastern time) on the last day of the Due Diligence Period that Purchaser has determined, in its sole judgment, that it does not wish to purchase the Premises for any reason, then upon receipt of such notice Seller shall promptly refund to Purchaser the Earnest Money Deposit and upon refund of such sum, this Agreement shall terminate and the parties shall have no further obligation to each other in connection herewith, except as otherwise specifically provided herein. Failure of Seller to timely receive such notice shall be deemed a waiver by Purchaser of its right to terminate hereunder and Purchaser shall close this transaction in accordance with the terms hereof.

**17. Intentionally Omitted.**

**18. Miscellaneous.**

(a) Purchaser acknowledges that this Agreement constitutes an offer by Purchaser to Seller with respect to the Premises and all other matters contemplated herein until executed and delivered by all parties.

(b) None of Seller's or Seller's successors' or assigns' officers, directors, shareholders, employees or agents shall be personally or individually liable under this Agreement or any instrument executed or delivered by any one of them pursuant to the terms and conditions of this Agreement, and Purchaser shall not look to them or any one of them personally or individually for the satisfaction of any claim hereunder or thereunder. Seller's liability under this Agreement, if any, shall be limited solely to its interest in the Premises.

(c) None of Purchaser's or Purchaser's successors' or assigns' officers, directors, shareholders, employees or agents shall be personally or individually liable under this Agreement or any instrument executed or delivered by any one of them pursuant to the terms and conditions of this Agreement, and Seller shall not look to them or any one of them personally or individually for the satisfaction of any claim hereunder or thereunder. Purchaser's liability under this Agreement, if any, shall be limited solely to its interest in the Premises.

(d) This Agreement shall not be construed more strictly against one party than against the other merely by virtue of the fact that it may have been prepared by counsel for one of the parties, it being recognized that both Seller and Purchaser have contributed substantially and materially to the preparation of this Agreement.

(e) If any date herein set forth for the performance of any obligation by Seller or Purchaser, or for the delivery of any instrument

or notice as herein provided, should be a Saturday, Sunday or legal holiday, the compliance with such obligation or delivery shall be deemed acceptable on the next day which is not a Saturday, Sunday or legal holiday. As used herein, the term “legal holiday” means any state or federal holiday for which financial institutions or post offices are generally closed in the State of Ohio or the State of Tennessee for observance thereof.

(f) This Agreement shall apply to and bind the heirs, executors, administrators, successors and permitted assigns of the respective parties.

(g) This Agreement embodies the entire agreement and understanding of the parties and there are no further or prior agreements or understandings, written or oral, in effect between the parties relating to the subject matter hereof.

(h) This Agreement may not be modified orally or in any manner other than by an agreement in writing signed by the parties or their respective successors or permitted assigns.

(i) The headings in this Agreement are for convenience of reference only and shall not limit or otherwise affect the meaning hereof.

(j) In the event of any suits, disputes, controversies, actions (including for injunctive or declaratory relief), arbitration, or litigation (including appeals), relating to, arising out of or based on this transaction, the non-prevailing party shall reimburse the prevailing party for all reasonable fees, costs and expenses of the prevailing party (including but not limited to its attorneys’ fees, costs and disbursements).

(k) This Agreement may be executed in any number of counterparts, each of which shall be an original, but all of which together shall constitute one and the same instrument.

(l) This Agreement shall be construed in accordance with and governed by the laws of the State of Ohio, without giving affect to choice of laws provisions.

(m) Seller shall not, during the term of this Agreement, attempt or allow others to attempt to sell, lease or otherwise transfer or encumber the Premises.

(n) Purchaser may desire to effectuate an I.R.C. § 1031 like-kind exchange in connection with the transaction contemplated by this Agreement, and Seller shall cooperate with any reasonable request of Purchaser in the event Purchaser elects to proceed with a like-kind exchange.

(o) Time is of the essence in this Agreement.

[REMAINDER OF PAGE INTENTIONALLY BLANK—SIGNATURE PAGES FOLLOW]



**FIRST AMENDMENT TO  
AGREEMENT OF SALE**

This First Amendment to Agreement of Sale is dated this \_\_\_\_ day of December, 2007 (“Amendment”), by and between **INTERNATIONAL PAPER COMPANY**, a New York corporation (“Seller”), and **KIRK & BLUM MANUFACTURING COMPANY**, an Ohio corporation (“Purchaser”) under the following circumstances:

A. Seller and Purchaser are parties to that certain Agreement of Sale dated October 19, 2007 (“Agreement”), pursuant to which Seller agreed to sell, and Purchaser agreed to purchase, certain real estate more particularly set forth in the Agreement; and

B. Seller and Purchaser desire to enter into this Amendment to, among other things, extend the “Due Diligence Period”, and reduce the “Purchase Price”, all upon the terms and conditions contained herein.

**NOW, THEREFORE**, in consideration of the foregoing premises, and other good and valuable consideration, the receipt and sufficiency of which is hereby acknowledged, Purchaser and Seller hereby agree as follows:

1. The number “Four Million Three Hundred Thousand and 00/100 Dollars (\$4,300,000.00)” contained in Section 2 of the Agreement is hereby deleted and replaced with the number “Four Million One Hundred Thousand and 00/100 (\$4,100,000) Dollars”.

2. The words “sixty (60) days from the date of this Agreement” contained in Section 16(a) of the Agreement are hereby deleted and replaced with the words “from the date of this Agreement until January 21, 2008”.

3. Purchaser and Seller each acknowledge and agree that the Earnest Money Deposit shall remain refundable until expiration of the Due Diligence Period, as such term is amended hereby, without regard to any provision of Section 9 of the Agreement, or any other Section of the Agreement, to the contrary.

4. Except as amended, modified or altered hereby, the Agreement is not otherwise amended, modified or altered, and each of the parties hereto ratify, affirm and confirm each and every provision of the Agreement, as amended hereby.

5. This Amendment may be signed in any number of original, facsimile or electronic counterparts which, when taken together as a whole, shall constitute a single instrument.

**IN WITNESS WHEREOF**, the parties have executed this Agreement on the date first above written.

**SELLER:**

**INTERNATIONAL PAPER COMPANY,**  
A New York corporation

By: /s/ William A. Merrigan  
Printed Name: William A. Merrigan  
Its: VP- GSCD

**PURCHASER:**

**KIRK & BLUM,** an Ohio corporation

By: /s/ Dennis W. Blazer  
Printed Name: Dennis Blazer  
Its: Secretary, Treasurer

**CECO ENVIRONMENTAL CORP.****CODE OF ETHICS****Purpose and Scope**

CECO Environmental Corp. (the “Company”) is committed to conducting its business in compliance with applicable laws, rules and regulations and in accordance with the highest ethical standards of business conduct. All of the Company’s employees are expected to conduct their activities and the operations for which they are responsible in accordance with such standards.

Additionally, this Code of Ethics is established in order to comply with Section 406 of the Sarbanes-Oxley Act of 2002, related rules promulgated by the Securities and Exchange Commission (“SEC”) and the listing standards for Nasdaq listed companies.

This Code applies to all of our directors, officers, employees and agents, wherever they are located and whether they work for the Company on a full or part-time basis. In addition, certain provisions specifically apply to the Company’s principal executive officer and to the Company’s principal financial officer, principal accounting officer or controller, or persons performing similar functions (the “406 Officers”). We refer to all persons covered by this Code, including the 406 Officers, as “employees.”

This Code contains general guidelines for conducting the business of the Company. This Code is not intended to be a comprehensive rulebook and cannot address every situation that you may face.

If you have questions about the laws governing your activities on behalf of the Company, please talk to your supervisor or David Blum, Senior Vice President of the Company (the “Compliance Officer”).

**Conflicts of Interest**

A conflict of interest occurs when an employee’s private interests interfere, or appear to interfere, with the interests of the Company as a whole. It is important for all employees to avoid not only conflicts of interest, but also the appearance of a conflict of interest.

If a potential conflict of interest in the affairs of any employee either exists currently or arises in the future, it is the individual’s responsibility to report details of the situation at once in order that the facts may be properly evaluated and a decision made as to what, if any, action should be taken in connection with the matter. Should there be a question as to whether a conflict in fact exists, any doubt should be resolved in favor of assuming that there is a potential conflict and the circumstances must then be reported in writing to the Compliance Officer.

Examples of potential conflicts of interest include accepting concurrent employment with, or acting as a consultant or contractor to, any Company competitor, customer or supplier; serving on the board of directors or technical advisory board of another entity; or holding a significant financial interest in any competitor, customer or supplier of the Company.

Although not exhaustive, conflicts of interest commonly arise in the following situations:

1. When an employee or a relative has a significant direct or indirect financial interest in, or obligation to, an actual or potential competitor, supplier or customer of the Company;
2. When an employee has a significant personal relationship (such as a family relationship) with a competitor, supplier or customer of the Company;
3. When an employee conducts business on behalf of the Company with a supplier or customer when a relative is an employee, principal, officer or representative of such supplier or customer;
4. When an employee, relative or agent of an employee accepts gifts of more than nominal value or excessive entertainment from a current or potential competitor, supplier or customer (please see "Gifts and Gratuities" below for additional guidelines); and
5. When an employee misuses the information obtained in the course of his or her employment.

It is recognized, however, that directors of Company and any of its subsidiaries who are not employees may engage in outside activities with, or have duties to, other entities, as employees, directors, consultants or otherwise. Such activities and duties generally do not in and of themselves constitute a conflict of interest, and in fact are valuable to the Company because of the experience and perspective that outside directors offer to the Company as a result of these activities. Directors are expected to exercise sound judgment with respect to the relationship between their outside activities and their responsibilities to the Company, and at all times to act in a manner consistent with their duties of care and loyalty, as well as other applicable legal standards governing the responsibilities of directors. Directors should err on the side of caution in disclosing to the Board relationships that may constitute, or may appear to constitute, an actual or potential conflict of interest, and may be required to abstain from involvement as a Board member or as an employee, director, consultant or other affiliation with another entity, in a particular matter. Outside directors also should fully disclose their relationship with the Company to other entities with whom they have a relationship.

The Company's business must be kept separate and apart from the personal activities of its employees. Employee participation in outside activities must not be presented in a manner as to appear that the Company is endorsing the activity. Company personnel and assets are to be used solely for the business purposes of the Company. An employee must not use the Company's corporate name, any trademark owned or associated with the Company, any Company letterhead, or any Company property, confidential information, resources, supplies or assets for personal purposes.

## **Compliance with Corporate Policies and Applicable Laws and Regulations**

Each employee is expected to comply with both the spirit and letter of all of the Company's corporate policies and all applicable governmental laws, rules and regulations.

### **Gifts and Gratuities**

Appropriate business gifts and entertainment are courtesies designed to build relationships and understanding among business partners. However, common sense and good judgment should always be exercised in providing or accepting business meals, entertainment or nominal gifts. While individual circumstances differ, the overriding principle concerning gratuities is not to give or accept anything of value that could be perceived as creating an obligation on the part of the recipient to act other than in the best interests of his or her employer or otherwise taint the objectivity of the individual's involvement. It is the employee's responsibility to use good judgment in this area. All gifts and entertainment expenses must be properly accounted for on expense reports.

### **Use of Company Resources / Computer E-Mail**

Company resources, including time, materials, equipment and information, are provided for Company business use. Employees are trusted to use good judgment to conserve Company resources. Personal use of Company resources is inappropriate. In no event may an employee use Company funds or assets for an unlawful purpose.

The Company's computer resources, which include the electronic mail system, are not intended to be used for amusement, solicitation or other non-business purposes. E-mail messages should be treated as any other written business communication. The Company may monitor employees' e-mail and other computer use.

### **Confidential Information**

Employees may from time to time have access to confidential or proprietary information (which includes any non-public information, whether of a business, financial, personnel, technological or commercial nature) of the Company or third parties, such as customers and suppliers of the Company, that an employee has learned, generated or acquired. Each employee has a fiduciary and a legal obligation to the Company and such third parties to treat such information in confidence and not to disclose it to any other party or use it, directly or indirectly, for one's own purpose, whether during or after employment with the Company.

### **Insider Trading**

The Company's employees are prohibited from engaging in "insider trading." Prohibitions are based on federal securities laws and deal with the possession and use of "material" information. Employees who have material non-public information about the Company or other companies as a result of their Company connections are prohibited from trading in securities of those Companies, as well as from communicating such information to family or friends. "Material" information is information that might affect a reasonable investor's decision to purchase or sell a security. "Non-public" information is information that is not available to the general public.

## **Supplementary Ethical Standards of Conduct For 406 Officers**

The 406 Officers are expected to abide by the following tenets in addition to the rest of this Code. Each 406 Officer will:

- Act with honesty and integrity and in an ethical manner, avoiding actual or apparent conflicts of interest in their personal and professional relationships;
- Provide shareholders with information that is accurate, complete, objective, fair, relevant, timely and understandable, including in Company filings with and other submissions to the SEC;
- Comply with rules and regulations of federal, state, applicable and local governments, and other appropriate private and public regulatory agencies;
- Act in good faith, responsibly, with due care, competence and diligence, without misrepresenting material facts or allowing one's independent judgment to be subordinated;
- Respect the confidentiality of information acquired in the Company's business except when authorized or otherwise legally obligated to disclose such information;
- Not use confidential information acquired in the course of performance of one's duties to the Company for personal advantage;
- Achieve responsible use of and control over all Company assets and resources that are employed or entrusted to us;
- Not unduly or fraudulently influence, coerce, manipulate or mislead any authorized audit or interfere with any auditor engaged in the performance of an internal or independent audit of the Company's financial statements or accounting books and records;
- Promptly report to the Compliance Officer or a member of the Audit Committee any known or suspected violation of this Code or other Company policies or guidelines. Failure of the 406 Officers to comply with this Code will not be tolerated by the Company. Any deviations therefrom or violations hereof will result in serious consequences, which may include, but may not be limited to, serious reprimand, dismissal or other legal actions.

## **Administration of the Code of Ethics**

This Code shall be administered as follows:

### **1. Responsibility for Administration**

The Board or the Audit Committee, to the extent empowered by the Board (the “Administrator”), shall be responsible for interpreting and administering this Code. In discharging its responsibilities, the Administrator may engage such agents and advisors as it shall deem necessary or desirable, including but not limited to, attorneys and accountants.

The Compliance Officer is David Blum. David Blum is the Senior Vice President of the Company.

### **2. Procedure for Reporting Violations of the Code**

If you suspect any activity or conduct to be in violation of this Code or any applicable corporate policies, governmental laws, rules or regulations, you should immediately report the circumstances to your supervisor or the Compliance Officer, or if you are a 406 Officer, immediately report the circumstances to the Compliance Officer or a member of the Audit Committee.

### **3. Confidentiality and Policy Against Retaliation**

All questions and reports of known or suspected violations of the law or this Code will be treated with sensitivity and discretion. Reports of unethical or illegal conduct shall be promptly investigated by the Administrator. The Company strictly prohibits retaliation against an employee who, in good faith, seeks help or reports known or suspected violations. Retaliation in any form against an individual who reports a suspected violation in good faith, even if the report is mistaken, or who assists in the investigation of a reported violation, is strictly prohibited. Any act or threatened act of retaliation should be reported immediately to the Compliance Officer.

### **4. Waivers of the Code and Disclosures**

Waivers of this Code will be granted on a case-by-case basis and only in extraordinary circumstances. Waivers of this Code for employees (other than 406 Officers) may be made only by an executive officer of the Company with the concurrence of the Compliance Officer or the Administrator. Any waiver of this Code for our directors, executive officers or other principal officers, including the 406 Officers, may be made only by our Board of Directors and will be promptly disclosed to the public as required by applicable laws, rules or regulations.

## 5. **Compliance and Violations**

All Company employees are expected to comply fully with this Code. The Administrator shall enforce this Code through appropriate disciplinary actions. The Administrator shall determine whether violations of this Code have occurred and, if so, shall determine the disciplinary actions to be taken against any individual who has violated this Code.

It is the Company's policy that any employee who violates this Code will be subject to appropriate discipline, including potential termination of employment, determined based upon the facts and circumstances of each particular situation. The disciplinary actions available to the Administrator include counseling, oral or written reprimands, warnings, probations or suspensions (with or without pay), demotions, reductions in salary, terminations of employment and restitution.

Nothing in this Code prohibits or restricts the Company from taking disciplinary action on any matters pertaining to employee conduct, whether or not they are expressly discussed in this Code. This Code is not intended to create any expressed or implied contract with any employee or third party. In particular, nothing in this Code creates any employment contract between the Company and any employee.

**SUBSIDIARIES OF THE COMPANY**

CECO Group, Inc.	(Delaware)
CECO Filters, Inc.	(Delaware, subsidiary of CECO Group, Inc.)
CECO Abatement Systems, Inc.	(Delaware, subsidiary of CECO Group, Inc.)
H.M. White, Inc. (f/k/a CECO Energy, Inc.) (d/b/a Kirk & Blum H.M. White Sub in Michigan)	(Delaware, subsidiary of CECO Group, Inc.)
CECOaire, Inc.	(Delaware, subsidiary of CECO Group, Inc.)
The Kirk & Blum Manufacturing Company	(Ohio, subsidiary of CECO Group, Inc.)
kbd/Technic, Inc.	(Indiana, subsidiary of CECO Group, Inc.)
CECO Filters India Pvt. Ltd.	(India, subsidiary of CECO Filters, Inc.)
New Busch Co., Inc.	(Delaware, subsidiary of CECO Filters, Inc.)
Effox, Inc.	(Delaware, subsidiary of CECO Group, Inc.)
GMD Environmental Technologies, Inc. (f/k/a GMD Acquisition Corp.)	(Delaware, subsidiary of CECO Group, Inc.)
FKI Acquisition Corp.	(Delaware, subsidiary of CECO Group, Inc.)
FKI, LLC	(Delaware, subsidiary of FKI Acquisition Corp.)
Kentucky Fabrication (Shanghai) Co., Ltd.	(China, subsidiary of FKI Acquisition Corp.)
CECO Mexico Holdings LLC	(Delaware, subsidiary of CECO Group, Inc.)
CECO Environmental Mexico S. de R.L. de C.V.	(Monterrey, Mexico, subsidiary of H.M. White, Inc.)
CECO Environmental Services S. de R.L. de C.V.	(Monterrey, Mexico, subsidiary of H.M. White, Inc.)

**CONSENT OF INDEPENDENT REGISTERED  
PUBLIC ACCOUNTING FIRM**

As independent auditors, we hereby consent to the incorporation of our reports dated March 17, 2008 included in this Form 10-K into Registration Statement No. 333-130294 on Form S-3 and Registration Statements Nos. 333-33270 and 333-143527 on Forms S-8.

/s/ Battelle & Battelle LLP

Dayton, Ohio  
March 17, 2008

**RULE 13a-14(a)/15d-14(a) CERTIFICATION  
BY CHIEF EXECUTIVE OFFICER**

I, Phillip DeZwirek, certify that:

1. I have reviewed this annual report on Form 10-K for the year ended December 31, 2007, of CECO Environmental Corp.;
2. Based on my knowledge, this annual report does not contain any untrue statement of a material fact or omit to state a material fact necessary to make the statements made, in light of the circumstances under which such statements were made, not misleading with respect to the period covered by this annual report;
3. Based on my knowledge, the financial statements, and other financial information included in this annual report, fairly present in all material respects the financial condition, results of operations and cash flows of the registrant as of, and for, the periods presented in this annual report;
4. The Registrant's other certifying officer(s) and I are responsible for establishing and maintaining disclosure controls and procedures (as defined in Exchange Act Rules 13a-15(e) and 15d-15(e)) and internal control over financial reporting (as defined in Exchange Act Rules 13a-15(f) and 15d-15(f)) for the Registrant and have:
  - a) Designed such disclosure controls and procedures, or caused such disclosure controls and procedures to be designed under our supervision, to ensure that material information relating to the Registrant, including its consolidated subsidiaries, is made known to us by others within those entities, particularly during the period in which this annual report is being prepared;
  - b) Designed such internal control over financial reporting, or caused such internal control over financial reporting to be designed under our supervision, to provide reasonable assurance regarding the reliability of financial reporting and the preparation of financial statements for external purposes in accordance with generally accepted accounting principles;
  - c) Evaluated the effectiveness of the Registrant's disclosure controls and procedures and presented in this report our conclusions about the effectiveness of the disclosure controls and procedures, as of the end of the period covered by this report based on such evaluation; and
  - d) Disclosed in this report any change in the Registrant's internal control over financial reporting that occurred during the registrant's most recent fiscal quarter (the registrant's fourth fiscal quarter in the case of an annual report) that has materially affected, or is reasonably likely to materially affect, the registrant's internal control over financial reporting; and
5. The Registrant's other certifying officer(s) and I have disclosed, based on our most recent evaluation of internal control over financial reporting, to the Registrant's auditors and the audit committee of Registrant's board of directors (or persons performing the equivalent functions):
  - a) All significant deficiencies and material weaknesses in the design or operation of internal control over financial reporting which are reasonably likely to adversely affect the Registrant's ability to record, process, summarize and report financial information; and

- b) Any fraud, whether or not material, that involves management or other employees who have a significant role in the Registrant's internal control over financial reporting.

/s/ Phillip DeZwirek

Phillip DeZwirek  
Chairman of the Board and  
Chief Executive Officer  
March 17, 2008

**RULE 13a-14(a)/15d-14(a) CERTIFICATION  
BY CHIEF FINANCIAL OFFICER**

I, Dennis W. Blazer, certify that:

1. I have reviewed this annual report on Form 10-K for the year ended December 31, 2007, of CECO Environmental Corp.;
2. Based on my knowledge, this annual report does not contain any untrue statement of a material fact or omit to state a material fact necessary to make the statements made, in light of the circumstances under which such statements were made, not misleading with respect to the period covered by this annual report;
3. Based on my knowledge, the financial statements, and other financial information included in this annual report, fairly present in all material respects the financial condition, results of operations and cash flows of the registrant as of, and for, the periods presented in this annual report;
4. The Registrant's other certifying officer(s) and I are responsible for establishing and maintaining disclosure controls and procedures (as defined in Exchange Act Rules 13a-15(e) and 15d-15(e)) and internal control over financial reporting (as defined in Exchange Act Rules 13a-15(f) and 15d-15(f)) for the Registrant and have:
  - a) Designed such disclosure controls and procedures, or caused such disclosure controls and procedures to be designed under our supervision, to ensure that material information relating to the Registrant, including its consolidated subsidiaries, is made known to us by others within those entities, particularly during the period in which this annual report is being prepared;
  - b) Designed such internal control over financial reporting, or caused such internal control over financial reporting to be designed under our supervision, to provide reasonable assurance regarding the reliability of financial reporting and the preparation of financial statements for external purposes in accordance with generally accepted accounting principles;
  - c) Evaluated the effectiveness of the Registrant's disclosure controls and procedures and presented in this report our conclusions about the effectiveness of the disclosure controls and procedures, as of the end of the period covered by this report based on such evaluation; and
  - d) Disclosed in this report any change in the Registrant's internal control over financial reporting that occurred during the registrant's most recent fiscal quarter (the registrant's fourth fiscal quarter in the case of an annual report) that has materially affected, or is reasonably likely to materially affect, the registrant's internal control over financial reporting; and
5. The Registrant's other certifying officer(s) and I have disclosed, based on our most recent evaluation of internal control over financial reporting, to the Registrant's auditors and the audit committee of Registrant's board of directors (or persons performing the equivalent functions):
  - a) All significant deficiencies and material weaknesses in the design or operation of internal control over financial reporting which are reasonably likely to adversely affect the Registrant's ability to record, process, summarize and report financial information; and

- b) Any fraud, whether or not material, that involves management or other employees who have a significant role in the Registrant's internal control over financial reporting.

/s/ Dennis W. Blazer

Dennis W. Blazer

Vice President - Finance and Administration and  
Chief Financial Officer

March 17, 2008

**CERTIFICATION PURSUANT TO 18 U.S.C. SECTION 1350,  
AS ADOPTED PURSUANT TO SECTION 906  
OF THE  
SARBANES-OXLEY ACT OF 2002**

In connection with the Annual Report of CECO Environmental Corp. (the "Company") on Form 10-K for the period ending December 31, 2007, as filed with the Securities and Exchange Commission on the date hereof (the "Report"), I, Phillip DeZwirek, Chairman of the Board and Chief Executive Officer of the Company, certify, pursuant to 18 U.S.C. Section 1350, as adopted pursuant to Section 906 of the Sarbanes-Oxley Act of 2002, that:

- (1) The Report fully complies with the requirements of Section 13(a) or 15(d) of the Securities Exchange Act of 1934; and
- (2) The information contained in the Report fairly presents, in all material respects, the financial condition and results of operations of the Company.

/s/ Phillip DeZwirek  
Phillip DeZwirek  
Chairman of the Board and  
Chief Executive Officer  
March 17, 2008

**CERTIFICATION PURSUANT TO 18 U.S.C. SECTION 1350,  
AS ADOPTED PURSUANT TO SECTION 906  
OF THE  
SARBANES-OXLEY ACT OF 2002**

In connection with the Annual Report of CECO Environmental Corp. (the "Company") on Form 10-K for the period ending December 31, 2007, as filed with the Securities and Exchange Commission on the date hereof (the "Report"), I, Dennis W. Blazer, Vice President-Finance and Administration and Chief Financial Officer of the Company, certify, pursuant to 18 U.S.C. Section 1350, as adopted pursuant to Section 906 of the Sarbanes-Oxley Act of 2002, that:

- (1) The Report fully complies with the requirements of Section 13(a) or 15(d) of the Securities Exchange Act of 1934; and
- (2) The information contained in the Report fairly presents, in all material respects, the financial condition and results of operations of the Company.

/s/ Dennis W. Blazer

Dennis W. Blazer

Vice President-Finance and Administration and  
Chief Financial Officer

March 17, 2008